


Grand Tour 2018-2019

PAPATYA®
DESIGN FURNITURE


JOY

PAGE 06-11



FAME

PAGE 12-17



X'SERA

PAGE 18-25



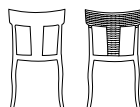
TRIO / HERA

PAGE 26-37



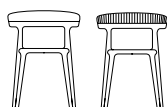
TORO

PAGE 38-41




LUNA

PAGE 42-49



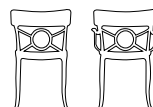
YUGO

PAGE 50-53



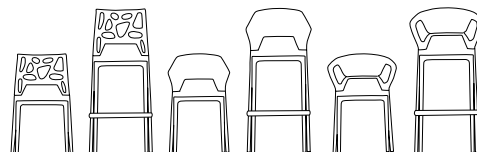
O'PERA

PAGE 54-61



EGO

PAGE 62-73



OPAL

PAGE 74-83



X-TREME

PAGE 84-93



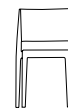
FLORA

PAGE 94-101



GYZA

PAGE 102-107




CLASS-X

PAGE 108-113




EDEN

PAGE 114-121



MAMBO / COOL

PAGE 122-137



NOSTA

PAGE 138-141




VARIA/YUMMY

PAGE 142-151



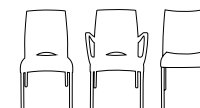
TIARA/ICON

PAGE 152-159



VITAL/MARVEL

PAGE 160-167



KAREA

PAGE 168-171



WAVE / ZEN

PAGE 172-185



TABLES

PAGE 186-201

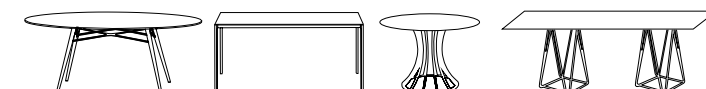
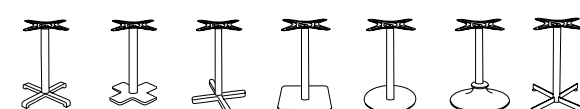


TABLE BASES

PAGE 202-221



JOY COLLECTION



Joy collection, enjoys all the benefits of simplicity and uniformity in a single form, has fluid lines and a light profile, in silhouette and weight. Delicate details of the glass fiber reinforced injected polypropylene as if it is sculpted from stone, defining a solid and comfortable seating. Offers wide range of usage areas with chair, armchair, upholstered seat and back versions, bar stools in two seating heights. Made for both residential and contract use, indoors and out.




JOY-S | PLUS TABLE BASE



JOY-K
LOTUS SQUARE TABLE BASE



FAME COLLECTION



With its singular, simple shape, Fame collection brings efficiency and customization together in unique weave pattern combination. Comfortable, light weight, stackable, formally refined in every detail. Stackable collection made of polypropylene reinforced with glass fiber, suitable for outdoor use. Available in chair, armchair and bar stools in two heights. Perfectly fits in professional areas and suitable for residential purposes.



FAME - K



FAME-K
FAME-S
PLUS TABLE BASE




X'SERA-S



Stackable chair, made of gas assisted injection-moulded polypropylene with glass fiber in uv protection. It's practical, youthful and fresh. Comfort and fun come together in a variety of refreshing colours. Its seat and colour options helping you create lovely outdoor and indoor environments in garden, terrace, coffee shops, hotels, restaurants, cafes, swimming pools, events. Perfectly suitable for contract usages.



X'SERA-S | PLUS TABLE BASE







TRIO-S



Traditional and contemporary in a design best describe as timeless. Vertical lines, traditional smooth features a simple design.


A complete range of furniture that furnishes indoor and outdoor spaces with a simplicity. Injected with polypropylene and glass fiber. Stackable. UV protection.





28

TRIO-S | LOTUS SQUARE TABLE BASE



29


TRIO-S Soft | LOTUS SQUARE TABLE BASE

TRIO-S *Soft*
WOX TABLE WITH BEECH LEGS
LOTUS SQUARE TABLE BASE



HERA

COLLECTION



This stackable traditional collection has wide range with four models. Hera-S and Hera-K are both with base in glass fiber reinforced polypropylene and the back in polycarbonate, their traditional construction turns into a contemporary looking lines with combination of the two material and with its fashionable colours make it easily adaptable to every dynamic design environments, also available with rich selection of cushion models.

Hera-SP and Hera-SP Rattan brings new approaches, offers plenty of combinations to Hera Collection. Featuring architectural inspiration and minimalist design, is now available with a polypropylene back options in different shapes and colours, thereby emphasising its richness of the usage in the environments by adding an extra value to it's existing serie as pure garden chair. Anti UV Stabilized. Suitable for indoor and outdoor use.




HERA-K





TORO COLLECTION



Collection for indoor and outdoor use. Injected with polypropylene and glass fiber, it comes in two different back options with PP smooth surface and Rattan back. Collection brings elegant and practical details that offers refined details and great flexibility. It is ideal for both residential and contract markets, and are available in a wide range of colours with optional padded cushions. Stackable. UV protection.



TORO-S RATTAN | HERA-SP RATTAN



40

TORO-S RATTAN



41

TORO-S RATTAN | MAXIMA TABLE

LUNA

COLLECTION



Stackable collection comes with two different back designs. Model called Luna Stripe with vertical dynamic lines in glass fiber reinforced polypropylene offers functional and comfortable seating. Fits in any environment.

Model Luna with base in glass fiber reinforced polypropylene and the back in polycarbonate. Combination of two materials and fashionable colors make it a perfect formula which adapts to every functional and aesthetic needs. Collection is also available in removable upholstered seat version. Anti UV stabilized. Suitable for indoor and outdoor use.



LUNA



LUNA STRIPE




LUNA STRIPE



46

LUNA | ONIX TABLE




47

LUNA WITH CAP CUSHION



YUGO COLLECTION




Glassfibre reinforced polypropylene shell combined with various leg options in metal and wood. Yugo chair is sturdy but elastic material to ensure the back is flexible enough for ergonomic use. Adapt naturally to the shape of the human body and the shell allows different and ergonomic sitting positions. Ease of handling and comfort makes the chair usable in many environments, especially very ideal for schools, conference rooms, libraries and all sort of waiting areas, such as those in museums, agencies, offices. Anti UV stabilized. Suitable for outdoors with outdoor resistant leg options. Yugo collection will continue to grow by adding new leg versions. Ideal for contract usages.



YUGO -S WOX



O'PERA COLLECTION



Stackable collection with base in glassfibre reinforced polypropylene and the back in polycarbonate. This traditional collection turns into a contemporary looking collection with combination of the two material and with its fashionable colours make it easily adaptable to every dynamic design environments. Anti UV stabilized. Suitable for indoor and outdoor use. Opera-S and Opera-K also available with rich selection of cushion models. It enriches the collection and gives a distinct character for the interior usages.




O'PERA-K








EGO COLLECTION



Stackable collection with base in polypropylene and the back in polycarbonate. Combination of the two material and fashionable colours makes it a perfect formula which adapts to every functional and aesthetic need and fit in any habitat. Anti UV stabilized. Suitable for indoor and outdoor use. Ego Bar models are available in aluminium structure.



EGO-K | EGO-S | EGO ROCK







EGO-ROCK



EGO-ROCK | PUNTO TABLE BASE





EGO ROCK BAR STOOL | EGO ROCK



EGO-K BAR STOOL

OPAL COLLECTION



OPAL *PRO*

A new member of Opal range ! Natural, warm, contemporary. The organic softness of the glassfibre polypropylene shell in mat colours offers a new way of looking and feeling. It's a pleasant range where you can relax in perfect harmony. Available in all version of the frames from Opal Collection. Offers warm combinations especially in wood frame Opal WOX range. Anti UV stabilized. Designed with public spaces in mind and suitable both for home and contract usages.

OPAL

Stylish collection exists in two types of expressive transparent and solid colour versions. Shell is made of polycarbonate with steel tube structure named Opal ML, Opal CHIEF with wheels and central base version Opal-M. Anti UV stabilized. Opal armchair is also available in fully upholstered shell version. It enriches the chair and gives a distinct character for the interior usages.

OPAL-WOX range chairs in two attractive wood options is the opposition between the roundy beech wood and square shape iroko wood frame and the shiny, modern seat. Thanks to the transparent or coloured polycarbonate shell, perfect for kitchens, dining rooms and can meet all furnishing needs thanks to the natural beech frame and suiting wide variety of shell colours.

Opal collection is very comfortable. It welcomes the weight of our body and allows us to rest, to work or to sit at a table for a long time. Indeed, it fully fulfils our expectations about sitting. At home, in a café, at the office, we sit everywhere.

With Iroko wood and powder coated steel tube frames suitable for outdoors. Perfect both for home and contract usages.



OPAL-ML





OPAL-ML *PRO*



OPAL WOX WITH BLACK LAQUARED BEECH WOOD LEGS



OPAL WOX WITH IROKO LEGS



OPAL WOX WITH IROKO LEGS | WOX TABLE WITH IROKO LEGS



OPAL WOX WITH BEECH LEGS | OPAL WOX WITH IROKO BEECH LEGS
 OPAL CHIEF | OPAL-M | OPAL-ML **PRO** | OPAL-ML

X-TREME COLLECTION



X-TREME *PRO*

A new member of X-Treme range ! Natural, warm, contemporary. The organic softness of the glassfibre polypropylene shell in mat colours offers a new way of looking and feeling. It's a pleasant range where you can relax in perfect harmony. Available in all version of the frames from X-Treme Collection. Offers warm combinations especially in wood frame X-Treme WOX range. Anti UV stabilized. Designed with public spaces in mind and suitable both for home and contract usages.

X-TREME

Collection X-treme has a minimal shape but luxurious appearance, exists in two types of expressive transparent and solid colour versions. Shell is made of polycarbonate with steel tube structure. Anti UV stabilized. X-Treme-S chair is also available in fully upholstered shell version. The range of fabrics brings an even greater level of warmth and comfort to the chairs, to create exclusive combinations.

X-Treme WOX range chairs is entering even to your gardens. It is born with a demand from Garden lovers. It is made of IROKO wood. Natural IROKO wood quadratic shaped gave a new breath to the collection. Iroko can accompany to your lives in outdoors. Available in roundy shape with natural beech wood legs and in many more wood finish colours with lacquered application. X- Treme is a wide collection consist of many variety of bar stools, benches and upholstery options.

X-Treme collection has now become even more comfortable, thanks to the introduction of the soft version which heightens its comfort. The new upholstery applied to the seat surface is covered with many fabric options. This expansion of the X-treme collection further enhances the product, both in terms of aesthetics and comfort, making it even better suitable for domestic and contract usages.



X-TREME S



X-TREME S WOX **PRO** WITH IROKO LEGS
WOX TABLE WITH IROKO LEGS



X-TREME S WOX WITH BEECH LEGS



X-TREME S | MODUS TABLE BASE



X-TREME BSS | X-TREME BSL




X-TREME B



FLORA

COLLECTION



Stackable collection with base in polypropylene or metal and the seat in polycarbonate. Combination of the material and fashionable colours makes the collection a perfect formula which adapts to every functional and aesthetic need and fit any habitat. Anti UV stabilized. Suitable for outdoor and indoor use.



FLORA-ML



FLORA-PP




FLORA-PP





GYZA



Stackable injected polycarbonate chair in a single piece. Ergonomic shape and attractive colours gives an appealing look. Anti UV stabilized. Suitable for indoor and outdoor use. GYZA chair is available with different cushion options. Appealing fabric and leather covers for the seat enriches the chair and gives an extra comfort.



GYZA






GYZA



GYZA | PUNTO TABLE BASE

CLASS-X

COLLECTION



Stackable injected polycarbonate chair in a single piece that is presented in backrest two options with a crystal design or completely clear. The shape of the modern and classic combination makes it inviting and suitable for variety of seating areas. Anti UV stabilized. Suitable for indoor and outdoor use. Class -X chair is available with different cushion options. Appealing fabric and leather covers for the seat enriches the chair and gives an extra comfort.




CLASS-X





EDEN COLLECTION



Stackable monobloc collection made of glassfiber reinforced polypropylene. Eden is available with or without armrest with a vertically slatted backrest. Highly comfortable chair thanks to the upholstered seat covered in fabric. The upholstered seat is available in various fabrics and versions. All variations are stackable to allow for large-scale use and storage. Thanks to the protection aparat developed for this chair, made upholstered version stackable without giving any damage to the cushion on stack position. With its simple, clean lines suitable for living/dining areas in both residential and contract places. Anti UV stabilized. Suitable for indoor and outdoor environments.



EDEN-S *Soft*







MAMBO



Stackable monobloc armchair. It is produced with a technology of injection moulding in glassfibre reinforced polypropylene. Ergonomic shape fits in any environment. Thanks to special materials used it is a perfect choice for outdoors. Anti UV stabilized. Mambo is also offers great comfort with its wide variety of colourful fixed and puffy cushion options. Perfectly fits in professional areas.



MAMBO






COOL



Stackable monobloc chair. It is produced with a technology of injection moulding in glassfibre reinforced polypropylene. Ergonomic shape fits in any environment. Thanks to special materials used it is a perfect choice for outdoors. Anti UV stabilized. Cool is also offers great comfort with its wide variety of colourful dressed cushion options. Perfectly suitable for contract usages.



COOL | LOTUS SQUARE TABLE BASE







134

COOL




135


COOL



NOSTA-S



Nosta -S transforms an essential and efficient form to evocative through the texture and warmth of wood. Fibreglass-filled polypropylene injection moulded one-piece chair. Seat can be customized with fixed upholstered cushions. All variations are stackable to allow for large-scale use and storage. Thanks to the protection aparat developed for this chair, made upholstered version stackable without giving any damage to the cushion on stack position. Suitable both for indoor & outdoor environments in residential and contract areas.



NOSTA - S | LOTUS ROUND TABLE BASE



VARIA-S




Stackable monobloc chair made of glassfiber reinforced polypropylene. Highly comfortable chair thanks to the upholstered seat covered in fabric. The upholstered seat is available in various fabrics and versions. With its simple, clean lines suitable for living/dining areas in both residential and contract places. Anti UV stabilized. Suitable for indoor and outdoor environments.







YUMMY



Stackable monobloc chair. A single piece of polypropylene shaped by injection molding. Natural wood looking texture. Anti UV stabilized. It is a perfect chair for indoor as well as outdoor use.




YUMMY



TIARA




Stackable armchair with stylish design. Impressive solid colours.
Shell is made of glassfibre reinforced polypropylene and base in steel tube structure. Suitable for indoor and outdoor usage with many frame colour alternatives.
Anti UV stabilized.





ICON COLLECTION




Designed with public spaces in mind, the polypropylene seat is attached to a chromed steel or powder coated steel tube structure. The collection offers a wide range of sitting solutions, with or without armrests, and two different back heights for the stools in pp or in leather upholstery. It can be coupled with other chairs of the same type next to each other in rows by using the plastic connection device for conferences, school and such places. Anti UV stabilized . Suitable for outdoors with outdoor resistant leg options.




ICON-SD



VITAL COLLECTION




Stackable collection made in polypropylene and anodized satin aluminium. Anti UV stabilized. Also suitable for outdoor use.





MARVEL-S




Stackable gas injection chair, made in polypropylene and satin anodized aluminium. It is a sustainable product as the aluminium legs are directly bonded into PP unite and thanks to the hole on the seat rainwater doesn't accumulate on the seat, making drying quicker. Anti UV stabilized. Also suitable for outdoor use.




MARVEL-S



KAREA



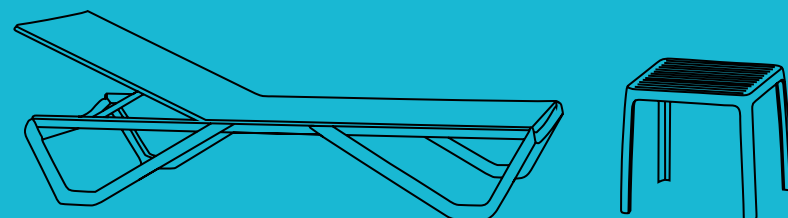
A gas injection armchair, made in polypropylene and satin anodized aluminium. Wood looking texture gives a natural look to the chair. Anti UV stabilized. Suitable for indoor and outdoor use.



KAREA
OXO TABLE BASE



WAVE COLLECTION




Stackable collection sunlounger with a perfectly matching single piece moulded side table. New generation sunlounger !!! it's the ideal choice for moments of leisure and relaxation. Combining our experience with fresh innovations in injection technology, glassfibre polypropylene and aluminium frame mixation, water-resistant textile material combination takes sunlounger to a whole new level. Open, light shapes and breezy outlines are merged with comfort, the ability to stack, and stability. The wide backrests are ergonomically designed, hugging the body comfortably in a timeless design. Perfectly suitable for both home and contract environments.




WAVE SUNLOUNGER | WAVE SIDE TABLE

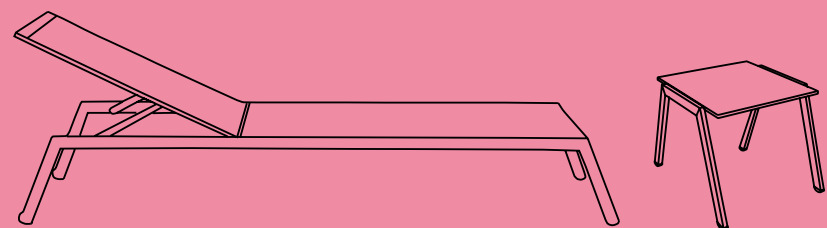








ZEN COLLECTION



Zen sunlounger made of stainless steel structure with a breathable technical fabric that ensures long-term colour fastness stability. 4 multi-position adjustable backrest and hidden wheels under the back feet for easy moving. Anti UV stabilized. Suitable for indoor and outdoor use.

Zen side table base made of stainless steel and combined with high resistance Solid Compact tops in 625x500 mm . Designed for perfect matching with Zen Sunlonger. Suitable for indoor and outdoor use.

Zen Collection is suitable for both residential and contract places.





TABLES

COLLECTION

Tables with modern and clean designs are offering endless possibilities for combining them with other furnitures, and is the ideal solution for diverse ambiances from home to restaurants, where you can share time with others. Together with the top finishes in solid laminate and polymer laminate materials and base varieties from steel to wood proposes rich combination that create elegant designs. The choice of colours offers matching colours with Papatya chairs. Powder coated steel legs are strengthened against rusting and scratches with cathoresis applications. Tables are robust and easy to care for - and therefore perfectly suitable for the contract segment and outdoor usages.

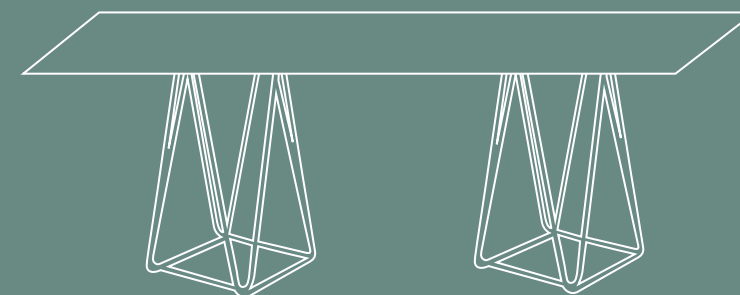


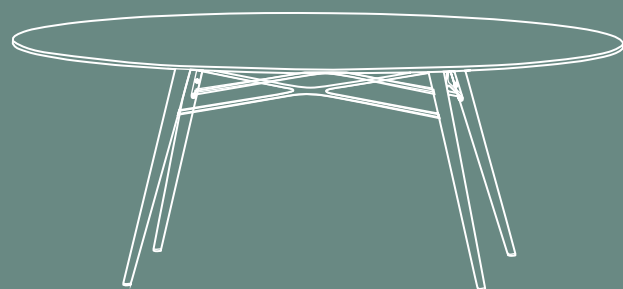












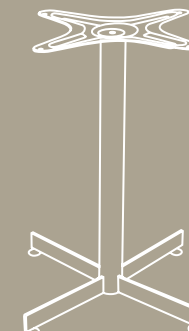



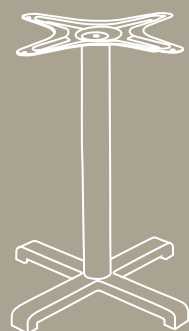




TABLE BASES

COLLECTION

Table bases are great pieces of hard wearing furniture, highly versatile and functional with wide ranging applications, different sizes and colours. With such a vast choice of formats and versions, the table bases can be specifically adapted to a given architecture and purpose. Suitable for a wide range of uses, from cafeterias, company restaurants to meeting, beach clubs, terraces. Thanks to extensive variety of shape and sizes in solid laminate and polymer laminate tops enables to create many combinations with all the bases. Powder coated steel legs are strengthened against rusting and scratches with cathodic protection applications to offer outside usage option. Height adjustable feet property guarantees maximum stability and ideal for uneven surfaces where leveling.







































































CUSHIONS &
UPHOLSTERED
CHAIRS AND STOOLS

REMOVABLE CUSHIONS

<p>X'SERA-S with dressed cushion</p> <p>COVER TYPES: Antelop / Pandora / Genetic Capitone / Stamskin</p> 	<p>TRIO-S with dressed cushion</p> <p>COVER TYPES: Antelop / Pandora / Genetic Capitone / Stamskin</p> 	<p>HERA-S with dressed cushion</p> <p>COVER TYPES: Antelop / Pandora / Genetic Capitone / Stamskin</p> 	<p>HERA-K with dressed cushion</p> <p>COVER TYPES: Antelop / Pandora / Genetic Capitone / Stamskin</p> 	<p>HERA-SP with dressed cushion</p> <p>COVER TYPES: Antelop / Pandora / Genetic Capitone / Stamskin</p> 	<p>HERA-SP Rattan with dressed cushion</p> <p>COVER TYPES: Antelop / Pandora / Genetic Capitone / Stamskin</p> 
<p>TORO-S with dressed cushion</p> <p>COVER TYPES: Antelop / Pandora / Genetic Capitone / Stamskin</p> 	<p>TORO-S Rattan with dressed cushion</p> <p>COVER TYPES: Antelop / Pandora / Genetic Capitone / Stamskin</p> 	<p>OPERA-S with dressed cushion</p> <p>COVER TYPES: Antelop / Pandora / Genetic Capitone / Stamskin</p> 	<p>OPERA-K with dressed cushion</p> <p>COVER TYPES: Antelop / Pandora / Genetic Capitone / Stamskin</p> 	<p>LUNA with cap cushion</p> <p>COVER TYPES: Antelop / Pandora / Genetic Capitone / Stamskin</p> 	<p>LUNA STRIPE with cap cushion</p> <p>COVER TYPES: Antelop / Pandora / Genetic Capitone / Stamskin</p> 
<p>EGO-S with dressed cushion</p> <p>COVER TYPES: Antelop / Pandora / Genetic Stamskin</p> 	<p>EGO-K with dressed cushion</p> <p>COVER TYPES: Antelop / Pandora / Genetic Stamskin</p> 	<p>EGO-ROCK with dressed cushion</p> <p>COVER TYPES: Antelop / Pandora / Genetic Stamskin</p> 	<p>OPAL with puffy cushion (LONG)</p> <p>COVER TYPES: Linen</p> 	<p>OPAL with puffy cushion (SHORT)</p> <p>COVER TYPES: Linen</p> 	<p>OPAL with sticked cushion</p> <p>COVER TYPES: Antelop / Pandora / Genetic Capitone</p> 
<p>OPAL with evo cushion</p> <p>COVER TYPES: Pandora</p> 	<p>GYZA with dressed cushion</p> <p>COVER TYPES: Antelop / Pandora / Genetic Capitone / Stamskin</p> 	<p>GYZA with sticked cushion</p> <p>COVER TYPES: Antelop / Pandora / Genetic Capitone / Stamskin</p> 	<p>CLASS-X / CLASS-XC with dressed cushion</p> <p>COVER TYPES: Antelop / Pandora / Genetic Capitone / Stamskin</p> 	<p>CLASS-X / CLASS-XC with sticked cushion</p> <p>COVER TYPES: Antelop / Pandora / Genetic Capitone / Stamskin</p> 	
<p>EDEN-S with foam cushion</p> <p>COVER TYPES: Linen</p> 	<p>EDEN-K with foam cushion</p> <p>COVER TYPES: Linen</p> 	<p>MAMBO with puffy cushion (LONG)</p> <p>COVER TYPES: Linen</p> 	<p>MAMBO with puffy cushion (SHORT)</p> <p>COVER TYPES: Linen</p> 	<p>COOL with dressed cushion</p> <p>COVER TYPES: Antelop / Pandora / Genetic Stamskin</p> 	<p>VARIA-S with foam cushion</p> <p>COVER TYPES: Linen</p> 

FIXED CUSHIONS

<p>JOY-S <i>Soft</i></p> <p>COVER TYPES: Genetic / Linen/ Stamskin Eden</p> 	<p>JOY-S <i>Soft</i></p> <p>COVER TYPES: Genetic / Linen/ Stamskin Eden</p> 	<p>JOY-K <i>Soft</i></p> <p>COVER TYPES: Genetic / Linen/ Stamskin Eden</p> 	<p>JOY-K <i>Soft</i></p> <p>COVER TYPES: Genetic / Linen/ Stamskin Eden</p> 	<p>X'SERA-S <i>Soft</i></p> <p>COVER TYPES: Antelop / Pandora / Genetic Capitone / Stamskin / Eden</p> 	<p>TRIO-S <i>Soft</i></p> <p>COVER TYPES: Antelop / Pandora / Genetic Capitone / Stamskin / Eden</p> 
<p>HERA-S <i>Soft</i></p> <p>COVER TYPES: Antelop / Pandora / Genetic Capitone / Stamskin / Eden</p> 	<p>HERA-K <i>Soft</i></p> <p>COVER TYPES: Antelop / Pandora / Genetic Capitone / Stamskin / Eden</p> 	<p>HERA-SP <i>Soft</i></p> <p>COVER TYPES: Antelop / Pandora / Genetic Capitone / Stamskin / Eden</p> 	<p>HERA-SP Rattan <i>Soft</i></p> <p>COVER TYPES: Antelop / Pandora / Genetic Capitone / Stamskin / Eden</p> 	<p>MAMBO <i>Soft</i></p> <p>COVER TYPES: Antelop / Pandora / Genetic Capitone / Stamskin / Eden</p> 	
<p>TORO-S <i>Soft</i></p> <p>COVER TYPES: Antelop / Pandora / Genetic Capitone / Stamskin / Eden</p> 	<p>TORO-S Rattan <i>Soft</i></p> <p>COVER TYPES: Antelop / Pandora / Genetic Capitone / Stamskin / Eden</p> 	<p>OPERA-S <i>Soft</i></p> <p>COVER TYPES: Antelop / Pandora / Genetic Capitone / Stamskin / Eden</p> 	<p>OPERA-K <i>Soft</i></p> <p>COVER TYPES: Antelop / Pandora / Genetic Capitone / Stamskin / Eden</p> 	<p>EDEN-S <i>Soft</i></p> <p>COVER TYPES: Antelop / Pandora / Genetic Capitone /Stamskin / Eden</p> 	<p>EDEN-K <i>Soft</i></p> <p>COVER TYPES: Antelop / Pandora / Genetic Capitone/Stamskin / Eden</p> 
<p>X-TREME S <i>Soft</i></p> <p>COVER TYPES: Genetic / Linen</p> 	<p>X-TREME S WOX <i>Soft</i></p> <p>COVER TYPES: Genetic / Linen</p> 				

UPHOLSTERED

OPAL-KD



OPAL-KD WOX



OPAL-MD



COVER TYPE:
Genetic

X-TREME-SD



X-TREME-BSLD



X-TREME-BSSD



COVER TYPE:
Genetic

X-TREME-SLED D



X-TREME-BD



COVER TYPE:
Genetic

X-TREME-SD WOX with beech wood legs



COVER TYPE:
Genetic

ICON-SD



ICON-BD



ICON-BDK



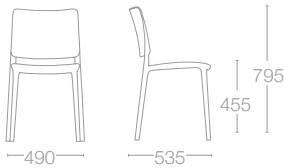
COVER TYPE:
Artificial leather

PAPATYA®

CHAIRS AND STOOLS

JOY COLLECTION

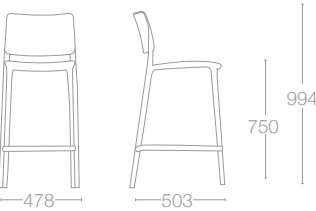
JOY-S



PP FINISH COLOURS

- 01 White
- 04 Red
- 09 Black
- 17 Warm Grey
- 22 Anthracite
- 61 Taupe
- 65 Sandy Beige
- 70 Aqua Blue
- 72 Orange

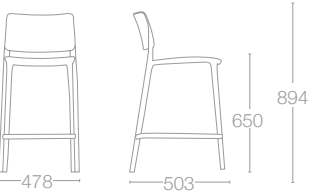
JOY-S Bar stool / 75 CM



PP FINISH COLOURS

- 01 White
- 04 Red
- 17 Warm Grey
- 22 Anthracite
- 61 Taupe
- 70 Aqua Blue

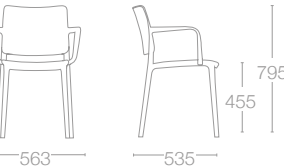
JOY-S Bar stool / 65 CM



PP FINISH COLOURS

- 01 White
- 04 Red
- 17 Warm Grey
- 22 Anthracite
- 61 Taupe
- 70 Aqua Blue

JOY-K

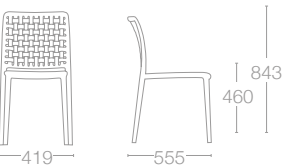


PP FINISH COLOURS

- 01 White
- 04 Red
- 09 Black
- 17 Warm Grey
- 22 Anthracite
- 61 Taupe
- 65 Sandy Beige
- 70 Aqua Blue
- 72 Orange

FAME COLLECTION


FAME-S



PP FINISH COLOURS

- 01 White
- 04 Red
- 22 Anthracite
- 61 Taupe
- 65 Sandy Beige

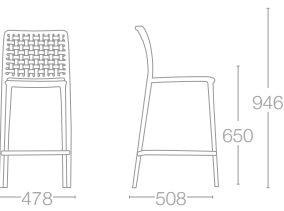
FAME-S Bar stool / 75 CM



PP FINISH COLOURS

- 01 White
- 04 Red
- 22 Anthracite
- 61 Taupe

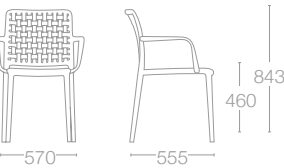
FAME-S Bar stool / 65 CM



PP FINISH COLOURS

- 01 White
- 04 Red
- 22 Anthracite
- 61 Taupe

FAME-K

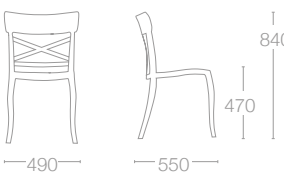


PP FINISH COLOURS

- 01 White
- 04 Red
- 22 Anthracite
- 61 Taupe
- 65 Sandy Beige

X'SERA

X'SERA-S

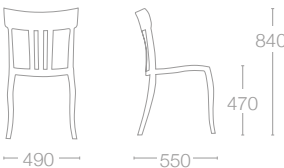


PP FINISH COLOURS

- 01 White
- 04 Red
- 65 Sandy Beige
- 67 Navy Blue
- 68 Canary Yellow
- 69 Reseda Green
- 70 Aqua Blue
- 71 Urban Bronze
- 72 Orange

TRIO

TRIO-S

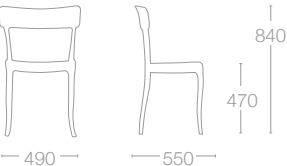


PP FINISH COLOURS

- 01 White
- 09 Black
- 22 Anthracite
- 61 Taupe
- 65 Sandy Beige

HERA COLLECTION

HERA-S



SEAT:
PP FINISH COLOURS

- 01 White
- 09 Black
- 22 Anthracite
- 65 Sandy Beige

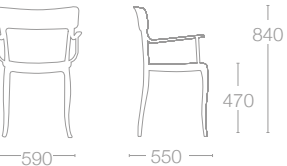
BACK: PC GLOSSY FINISH
(TRANSPARENT) COLOURS

- 28 Purple
- 29 Red
- 33 Orange
- 35 Green
- 37 Clear
- 38 Smoke
- 40 Blue

BACK: PC GLOSSY FINISH
(SOLID) COLOURS

- 42 Black
- 43 White

HERA-K



SEAT:
PP FINISH COLOURS

- 01 White
- 09 Black
- 22 Anthracite
- 65 Sandy Beige

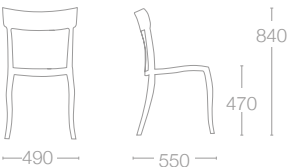
BACK: PC GLOSSY FINISH
(TRANSPARENT) COLOURS

- 28 Purple
- 29 Red
- 33 Orange
- 35 Green
- 37 Clear
- 38 Smoke
- 40 Blue

BACK: PC GLOSSY FINISH
(SOLID) COLOURS

- 42 Black
- 43 White

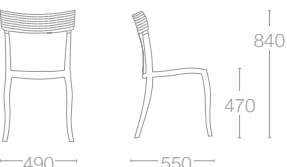
HERA-SP



PP FINISH COLOURS

- 01 White
- 09 Black
- 22 Anthracite
- 61 Taupe
- 65 Sandy Beige

HERA-SP Rattan

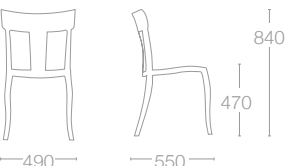


PP FINISH COLOURS

- 01 White
- 22 Anthracite
- 53 Dark Brown
- 65 Sandy Beige
- 66 Storm Grey

TORO COLLECTION

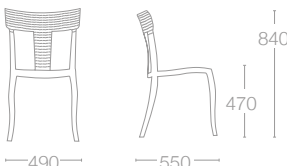
TORO-S



PP FINISH COLOURS

- 01 White
- 09 Black
- 22 Anthracite
- 61 Taupe
- 65 Sandy Beige

TORO-S Rattan



PP FINISH COLOURS

- 01 White
- 22 Anthracite
- 53 Dark Brown
- 65 Sandy Beige
- 66 Storm Grey

LUNA COLLECTION

LUNA



SEAT:
PP FINISH COLOURS

- 01 White
- 09 Black
- 22 Anthracite
- 61 Taupe

BACK: PC GLOSSY FINISH
(TRANSPARENT) COLOURS

- 28 Purple
- 29 Red
- 33 Orange
- 35 Green
- 37 Clear
- 38 Smoke
- 40 Blue

BACK: PC GLOSSY FINISH
(SOLID) COLOURS

- 42 Black
- 43 White

LUNA STRIPE

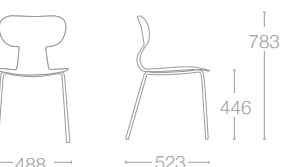


PP FINISH COLOURS

- 01 White
- 09 Black
- 22 Anthracite
- 61 Taupe

YUGO COLLECTION

YUGO-S



SEAT: PP FINISH
COLOURS

- 01 White
- 04 Red
- 09 Black
- 22 Anthracite
- 64 Reflex Blue
- 68 CanaryYellow
- 69 Reseda Green

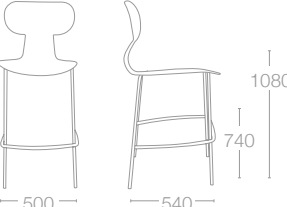
FRAME COLOURS

- Chrome plated
- Anthracite powder coated
- Black powder coated
- White powder coated

Powder coated (mat): Stregghned against rusting and scratches with cataphorensis application.

On request the base could be produced special paint applications; silver metallic

YUGO-S Bar stool



SEAT: PP FINISH
COLOURS

- 01 White
- 04 Red
- 09 Black
- 22 Anthracite
- 64 Reflex Blue
- 68 CanaryYellow
- 69 Reseda Green

FRAME COLOURS

- Chrome plated

YUGO COLLECTION

YUGO-S WOX



SEAT: PP FINISH COLOURS

- 01 White
- 04 Red
- 09 Black
- 22 Anthracite
- 64 Reflex Blue
- 68 CanaryYellow
- 69 Reseda Greer

WOODEN LEG FINISHES



- Natural beech wood
- Wenge lacquered beech wood
- Black lacquered beech wood
- White lacquered beech wood

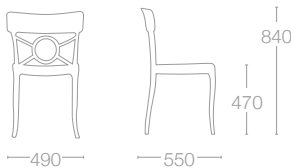
METAL STRAPS FINISHES

- Anthracite

On request the strap could be produced in with white (mat) finish. For not standards colours please check the price and delivery time.

O'PERA COLLECTION

O'PERA-S



SEAT: PP FINISH COLOURS

- 01 White
- 09 Black
- 22 Anthracite

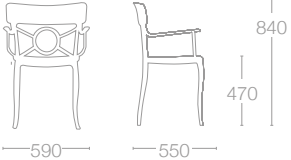
BACK: PC GLOSSY FINISH (TRANSPARENT) COLOURS

- 29 Red
- 37 Clear
- 38 Smoke

BACK: PC GLOSSY FINISH (SOLID) COLOURS

- 42 Black
- 43 White

O'PERA-K



SEAT: PP FINISH COLOURS

- 01 White
- 09 Black
- 22 Anthracite

BACK: PC GLOSSY FINISH (TRANSPARENT) COLOURS

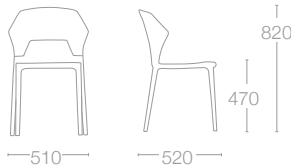
- 29 Red
- 37 Clear
- 38 Smoke

BACK: PC GLOSSY FINISH (SOLID) COLOURS

- 42 Black
- 43 White

EGO COLLECTION

EGO-S



SEAT: PP FINISH COLOURS

- 01 White
- 09 Black
- 22 Anthracite

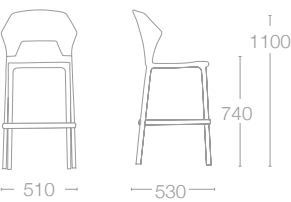
BACK: PC GLOSSY FINISH (TRANSPARENT) COLOURS

- 28 Purple
- 29 Red
- 33 Orange
- 35 Green
- 37 Clear
- 38 Smoke
- 40 Blue

BACK: PC GLOSSY FINISH (SOLID) COLOURS

- 42 Black

EGO-S Bar stool



SEAT: PP FINISH COLOURS

- 01 White
- 09C Black
- 22C Anthracite

BACK: PC GLOSSY FINISH (TRANSPARENT) COLOURS

- 28 Purple
- 29 Red
- 33 Orange
- 35 Green
- 37 Clear
- 38 Smoke
- 40 Blue

BACK: PC GLOSSY FINISH (SOLID) COLOURS

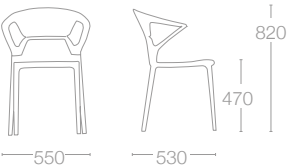
- 42 Black

FRAME COLOURS



- Satin anodized aluminium
- White painted aluminium (mat)
- Black painted aluminium (mat)
- Anthracite painted aluminium (mat)

EGO-K



SEAT: PP FINISH COLOURS

- 01 White
- 09 Black
- 22 Anthracite

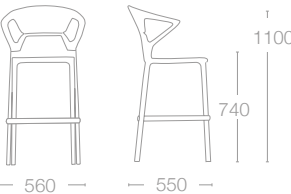
BACK: PC GLOSSY FINISH (TRANSPARENT) COLOURS

- 28 Purple
- 29 Red
- 33 Orange
- 35 Green
- 37 Clear
- 38 Smoke
- 40 Blue

BACK: PC GLOSSY FINISH (SOLID) COLOURS

- 42 Black

EGO-K Bar stool



SEAT: PP FINISH COLOURS

- 01 White
- 09C Black
- 22C Anthracite

BACK: PC GLOSSY FINISH (TRANSPARENT) COLOURS

- 28 Purple
- 29 Red
- 33 Orange
- 35 Green
- 37 Clear
- 38 Smoke
- 40 Blue

BACK: PC GLOSSY FINISH (SOLID) COLOURS

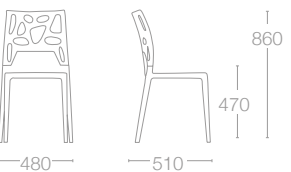
- 42 Black

FRAME COLOURS



- Satin anodized aluminium
- White painted aluminium (mat)
- Black painted aluminium (mat)
- Anthracite painted aluminium (mat)

EGO ROCK



SEAT: PP FINISH COLOURS

- 01 White
- 09 Black
- 22 Anthracite

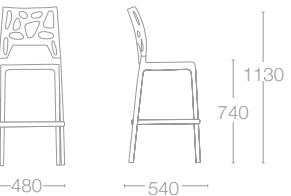
BACK: PC GLOSSY FINISH (TRANSPARENT) COLOURS

- 28 Purple
- 29 Red
- 33 Orange
- 35 Green
- 37 Clear
- 38 Smoke
- 40 Blue

BACK: PC GLOSSY FINISH (SOLID) COLOURS

- 42 Black
- 43 White
- 44 Red

EGO ROCK Bar stool



SEAT: PP FINISH COLOURS

- 01 White
- 09C Black
- 22C Anthracite

BACK: PC GLOSSY FINISH (TRANSPARENT) COLOURS

- 28 Purple
- 29 Red
- 33 Orange
- 35 Green
- 37 Clear
- 38 Smoke
- 40 Blue

BACK: PC GLOSSY FINISH (SOLID) COLOURS

- 42 Black
- 43 White
- 44 Red

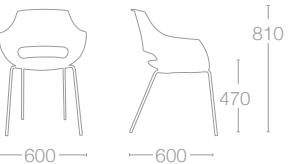
FRAME COLOURS



- Satin anodized aluminium
- White painted aluminium (mat)
- Black painted aluminium (mat)
- Anthracite painted aluminium (mat)

OPAL COLLECTION

OPAL-ML



SEAT: PC GLOSSY FINISH (TRANSPARENT) COLOURS

- 29 Red
- 33 Orange
- 35 Green
- 37 Clear
- 38 Smoke
- 40 Blue

SEAT: PC GLOSSY FINISH (SOLID) COLOURS

- 42 Black
- 43 White
- 44 Red

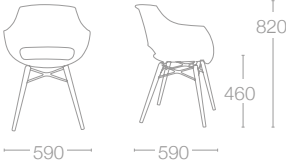
FRAME COLOURS



Chrome plated
on request: the base could be produced with outdoor resistant special paint applications. Powder coated (mat): White, Anthracite, Black

OPAL COLLECTION

OPAL WOX With beech wood leg



SEAT: PC GLOSSY FINISH (TRANSPARENT) COLOURS

29 Red

33 Orange

35 Green

37 Clear

38 Smoke

40 Blue

SEAT: PC GLOSSY FINISH (SOLID) COLOURS

42 Black

43 White

44 Red

WOODEN LEG FINISHES

Natural beech wood

Wenge lacquered beech wood

Black lacquered beech wood

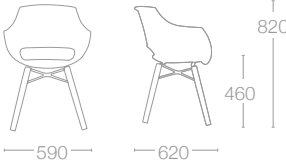
White lacquered beech wood

METAL STRAPS FINISHES

Anthracite

On request the strap could be produced in with white (mat) finish. For not standards colours please check the price and delivery time.

OPAL WOX With iroko wood leg



SEAT: PC GLOSSY FINISH (TRANSPARENT) COLOURS

29 Red

33 Orange

35 Green

37 Clear

38 Smoke

40 Blue

SEAT: PC GLOSSY FINISH (SOLID) COLOURS

42 Black

43 White

44 Red

WOODEN LEG FINISHES

Natural iroko wood

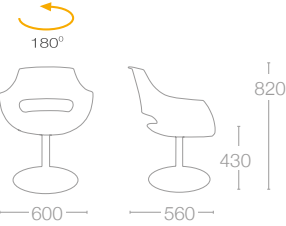
(with colour stabilized oil treatment) Due to the nature of the iroko wood colour tone may differ in each purchase.

METAL STRAPS FINISHES

Anthracite

On request the strap could be produced in with white (mat) finish. For not standards colours please check the price and delivery time.

OPAL-M



SEAT: PC GLOSSY FINISH (SOLID) COLOURS

42 Black

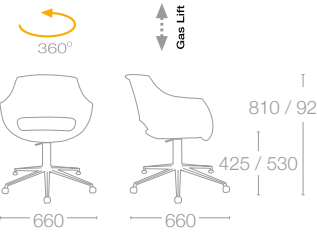
43 White

44 Red

FRAME COLOURS

Chrome plated

OPAL CHIEF



SEAT: PC GLOSSY FINISH (SOLID) COLOURS

42 Black

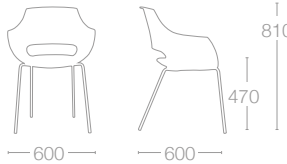
43 White

44 Red

FRAME COLOURS

Chrome plated

OPAL-ML PRO



SEAT: PP FINISH COLOURS

01 White

09 Black

22 Anthracite

51 Brick Red

52 Dark Yellow

61 Taupe

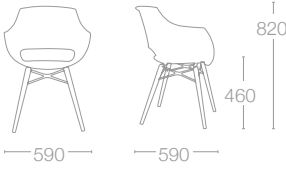
69 Reseda Greer

FRAME COLOURS

Chrome plated

on request: the base could be produced with outdoor resistant special paint applications. Powder coated (mat): **White, Anthracite, Black**

OPAL WOX PRO With beech wood leg



SEAT: PP FINISH COLOURS

01 White

09 Black

22 Anthracite

51 Brick Red

52 Dark Yellow

61 Taupe

69 Reseda Greer

WOODEN LEG FINISHES

Natural beech wood

Wenge lacquered beech wood

Black lacquered beech wood

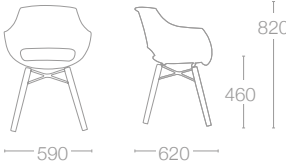
White lacquered beech wood

METAL STRAPS FINISHES

Anthracite

On request the strap could be produced in with white (mat) finish. For not standards colours please check the price and delivery time.

OPAL WOX PRO With iroko wood leg



SEAT: PP FINISH COLOURS

01 White

09 Black

22 Anthracite

51 Brick Red

52 Dark Yellow

61 Taupe

69 Reseda Greer

WOODEN LEG FINISHES

Natural iroko wood

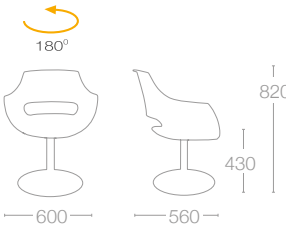
(with colour stabilized oil treatment) Due to the nature of the iroko wood colour tone may differ in each purchase.

METAL STRAPS FINISHES

Anthracite

On request the strap could be produced in with white (mat) finish. For not standards colours please check the price and delivery time.

OPAL-M PRO



SEAT: PP FINISH COLOURS

01 White

09 Black

22 Anthracite

51 Brick Red

52 Dark Yellow

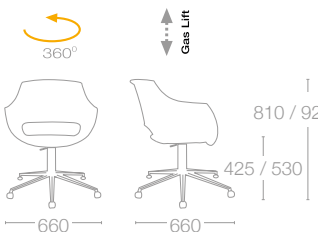
61 Taupe

69 Reseda Greer

FRAME COLOURS

Chrome plated

OPAL CHIEF PRO



SEAT: PP FINISH COLOURS

01 White

09 Black

22 Anthracite

51 Brick Red

52 Dark Yellow

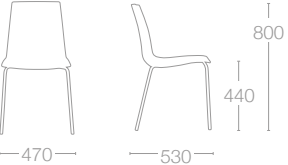
61 Taupe

69 Reseda Greer

FRAME COLOURS

Chrome plated

X-TREME-S



SEAT: PC GLOSSY FINISH (TRANSPARENT) COLOURS

29 Red

33 Orange

35 Green

37 Clear

38 Smoke

40 Blue

SEAT: PC GLOSSY FINISH (SOLID) COLOURS

42 Black

43 White

44 Red


FRAME COLOURS

Chrome plated

on request: the base could be produced with outdoor resistant special paint applications. Powder coated (mat): **White, Anthracite, Black**

X-TREME COLLECTION

X-TREME-S WOX With beech wood leg



SEAT: PC GLOSSY FINISH (TRANSPARENT) COLOURS

29 Red
33 Orange
35 Green
37 Clear
38 Smoke
40 Blue

SEAT: PC GLOSSY FINISH (SOLID) COLOURS

42 Black
43 White
44 Red

WOODEN LEG FINISHES

Natural beech wood

Wenge lacquered beech wood

Black lacquered beech wood


White lacquered beech wood

METAL STRAPS FINISHES

Anthracite

On request the strap could be produced in with white (mat) finish. For not standards colours please check the price and delivery time.

X-TREME-S WOX With iroko wood leg



SEAT: PC GLOSSY FINISH (TRANSPARENT) COLOURS

29 Red
33 Orange
35 Green
37 Clear
38 Smoke
40 Blue

SEAT: PC GLOSSY FINISH (SOLID) COLOURS

42 Black
43 White
44 Red

WOODEN LEG FINISHES

Natural iroko wood

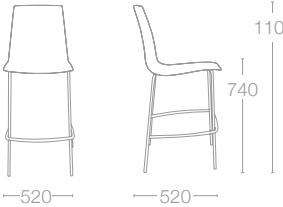
(with colour stabilized oil treatment)
Due to the nature of the iroko wood colour tone may differ in each purchase.

METAL STRAPS FINISHES

Anthracite

On request the strap could be produced in with white (mat) finish. For not standards colours please check the price and delivery time.

X-TREME BSL



SEAT: PC GLOSSY FINISH (TRANSPARENT) COLOURS

29 Red
33 Orange
35 Green
37 Clear
38 Smoke
40 Blue

SEAT: PC GLOSSY FINISH (SOLID) COLOURS

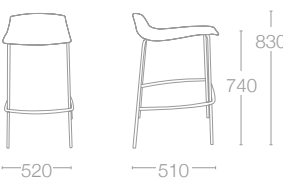
42 Black
43 White
44 Red

FRAME COLOURS

Chrome plated

on request: the base could be produced with outdoor resistant special paint applications.
Powder coated (mat): **White, Anthracite, Black**

X-TREME BSS



SEAT: PC GLOSSY FINISH (TRANSPARENT) COLOURS

29 Red
33 Orange
35 Green
37 Clear
38 Smoke
40 Blue

SEAT: PC GLOSSY FINISH (SOLID) COLOURS

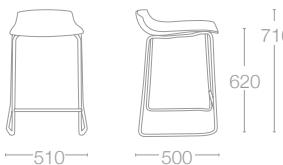
42 Black
43 White
44 Red

FRAME COLOURS

Chrome plated

on request: the base could be produced with outdoor resistant special paint applications.
Powder coated (mat): **White, Anthracite, Black**

X-TREME SLED



SEAT: PC GLOSSY FINISH (TRANSPARENT) COLOURS

29 Red
33 Orange
35 Green
37 Clear
38 Smoke
40 Blue

SEAT: PC GLOSSY FINISH (SOLID) COLOURS

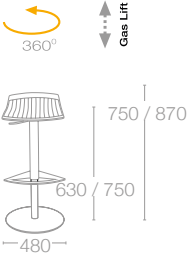
42 Black
43 White
44 Red

FRAME COLOURS

Chrome plated

on request: the base could be produced with outdoor resistant special paint applications.
Powder coated (mat): **White, Anthracite, Black**

X-TREME B



SEAT: PC GLOSSY FINISH (TRANSPARENT) COLOURS

29 Red
33 Orange
35 Green
37 Clear
38 Smoke
40 Blue

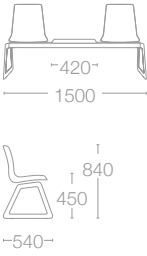
SEAT: PC GLOSSY FINISH (SOLID) COLOURS

42 Black
43 White
44 Red

FRAME COLOURS

Chrome plated

X-TREME BENCH With 2 seater & compact side table



SEAT: PC GLOSSY FINISH (TRANSPARENT) COLOURS

29 Red
33 Orange
35 Green
37 Clear
38 Smoke
40 Blue

SEAT: PC GLOSSY FINISH (SOLID) COLOURS

42 Black
43 White
44 Red

TABLE: COMPACT COLOURS

1049M Black
1050M White

FRAME COLOURS

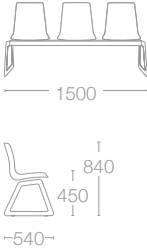
Chrome plated

Anthracite powder coated

Black powder coated

White powder coated

X-TREME BENCH With 3 seater



SEAT: PC GLOSSY FINISH (TRANSPARENT) COLOURS

29 Red
33 Orange
35 Green
37 Clear
38 Smoke
40 Blue

SEAT: PC GLOSSY FINISH (SOLID) COLOURS

42 Black
43 White
44 Red

FRAME COLOURS

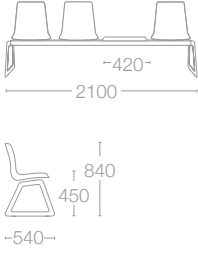
Chrome plated

Anthracite powder coated

Black powder coated

White powder coated

X-TREME BENCH With 3 seater & compact side table



SEAT: PC GLOSSY FINISH (TRANSPARENT) COLOURS

29 Red
33 Orange
35 Green
37 Clear
38 Smoke
40 Blue

SEAT: PC GLOSSY FINISH (SOLID) COLOURS

42 Black
43 White
44 Red

TABLE: COMPACT COLOURS

1049M Black
1050M White

FRAME COLOURS

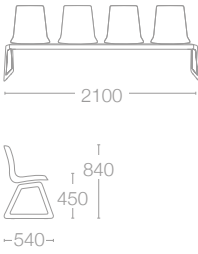
Chrome plated

Anthracite powder coated

Black powder coated

White powder coated

X-TREME BENCH With 4 seater



SEAT: PC GLOSSY FINISH (TRANSPARENT) COLOURS

29 Red
33 Orange
35 Green
37 Clear
38 Smoke
40 Blue

SEAT: PC GLOSSY FINISH (SOLID) COLOURS

42 Black
43 White
44 Red

FRAME COLOURS

Chrome plated

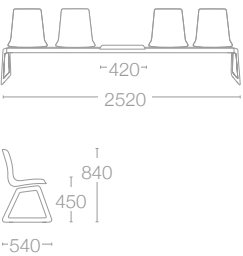
Anthracite powder coated

Black powder coated

White powder coated

X-TREME COLLECTION

X-TREME BENCH With 4 seater & compact side table



- SEAT: PC GLOSSY FINISH (TRANSPARENT) COLOURS
- 29 Red
 - 33 Orange
 - 35 Green
 - 37 Clear
 - 38 Smoke
 - 40 Blue

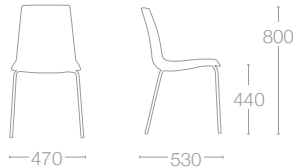
- SEAT: PC GLOSSY FINISH (SOLID) COLOURS
- 42 Black
 - 43 White
 - 44 Red

- TABLE: COMPACT COLOURS
- 1049M Black
 - 1050M White

- FRAME COLOURS
- Chrome plated
 - Anthracite powder coated
 - Black powder coated
 - White powder coated

X-TREME PRO COLLECTION

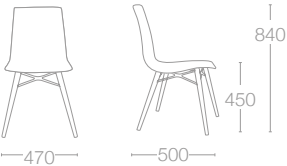
X-TREME-S PRO



- SEAT: PP FINISH COLOURS
- 01 White
 - 09 Black
 - 22 Anthracite
 - 51 Brick Red
 - 52 Dark Yellow
 - 61 Taupe
 - 69 Reseda Green

- FRAME COLOURS
- Chrome plated
- on request: the base could be produced with outdoor resistant special paint applications.
Powder coated (mat): **White, Anthracite, Black**

X-TREME-S WOX PRO With beech wood leg

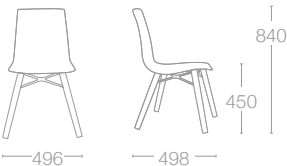


- SEAT: PP FINISH COLOURS
- 01 White
 - 09 Black
 - 22 Anthracite
 - 51 Brick Red
 - 52 Dark Yellow
 - 61 Taupe
 - 69 Reseda Green

- WOODEN LEG FINISHES
- Natural beech wood
 - Wenge lacquered beech wood
 - Black lacquered beech wood
 - White lacquered beech wood

- METAL STRAPS FINISHES
- Anthracite
- On request the strap could be produced in with white (mat) finish.
For not standards colours please check the price and delivery time.

X-TREME-S WOX PRO With iroko wood leg

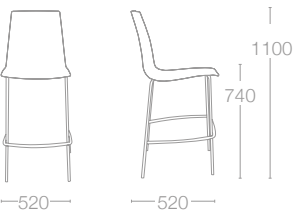


- SEAT: PP FINISH COLOURS
- 01 White
 - 09 Black
 - 22 Anthracite
 - 51 Brick Red
 - 52 Dark Yellow
 - 61 Taupe
 - 69 Reseda Green

- WOODEN LEG FINISHES
- Natural iroko wood
- (with colour stabilized oil treatment)
Due to the nature of the iroko wood colour tone may differ in each purchase.

- METAL STRAPS FINISHES
- Anthracite
- On request the strap could be produced in with white (mat) finish.
For not standards colours please check the price and delivery time.

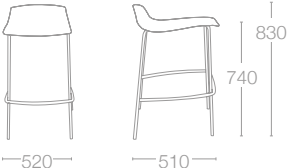
X-TREME BSL PRO



- SEAT: PP FINISH COLOURS
- 01 White
 - 09 Black
 - 22 Anthracite
 - 51 Brick Red
 - 52 Dark Yellow
 - 61 Taupe
 - 69 Reseda Green

- FRAME COLOURS
- Chrome plated
- on request: the base could be produced with outdoor resistant special paint applications.
Powder coated (mat): **White, Anthracite, Black**

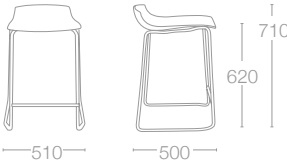
X-TREME BSS PRO



- SEAT: PP FINISH COLOURS
- 01 White
 - 09 Black
 - 22 Anthracite
 - 51 Brick Red
 - 52 Dark Yellow
 - 61 Taupe
 - 69 Reseda Green

- FRAME COLOURS
- Chrome plated
- on request: the base could be produced with outdoor resistant special paint applications.
Powder coated (mat): **White, Anthracite, Black**

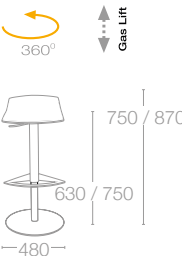
X-TREME SLED PRO



- SEAT: PP FINISH COLOURS
- 01 White
 - 09 Black
 - 22 Anthracite
 - 51 Brick Red
 - 52 Dark Yellow
 - 61 Taupe
 - 69 Reseda Green

- FRAME COLOURS
- Chrome plated
- on request: the base could be produced with outdoor resistant special paint applications.
Powder coated (mat): **White, Anthracite, Black**

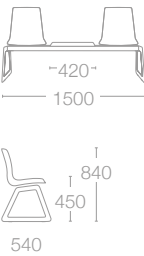
X-TREME B PRO



- SEAT: PP FINISH COLOURS
- 01 White
 - 09 Black
 - 22 Anthracite
 - 51 Brick Red
 - 52 Dark Yellow
 - 61 Taupe
 - 69 Reseda Green

- FRAME COLOURS
- Chrome plated

X-TREME BENCH PRO With 2 seater & compact side table

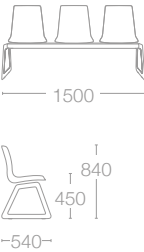


- SEAT: PP FINISH COLOURS
- 01 White
 - 09 Black
 - 22 Anthracite
 - 51 Brick Red
 - 52 Dark Yellow
 - 61 Taupe
 - 69 Reseda Green

- TABLE: COMPACT COLOURS
- 1049M Black
 - 1050M White

- FRAME COLOURS
- Chrome plated
 - Anthracite powder coated
 - Black powder coated
 - White powder coated

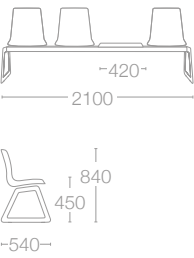
X-TREME BENCH PRO With 3 seater



- SEAT: PP FINISH COLOURS
- 01 White
 - 09 Black
 - 22 Anthracite
 - 51 Brick Red
 - 52 Dark Yellow
 - 61 Taupe
 - 69 Reseda Green

- FRAME COLOURS
- Chrome plated
 - Anthracite powder coated
 - Black powder coated
 - White powder coated

X-TREME BENCH *PRO* With 3 seater & compact side table



SEAT:
PP FINISH COLOURS

01 White
09 Black
22 Anthracite
51 Brick Red
52 Dark Yellow
61 Taupe
69 Reseda Green

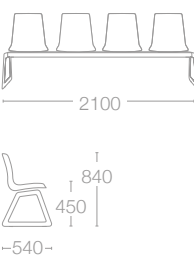
TABLE: COMPACT COLOURS

1049M Black
1050M White

FRAME COLOURS

Chrome plated	
Anthracite powder coated	
Black powder coated	
White powder coated	

X-TREME BENCH *PRO* With 4 seater



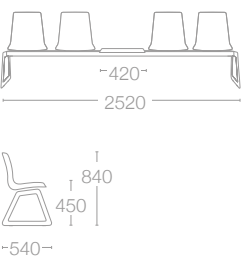
SEAT:
PP FINISH COLOURS

01 White
09 Black
22 Anthracite
51 Brick Red
52 Dark Yellow
61 Taupe
69 Reseda Green

FRAME COLOURS

Chrome plated	
Anthracite powder coated	
Black powder coated	
White powder coated	

X-TREME BENCH *PRO* With 4 seater & compact side table



SEAT:
PP FINISH COLOURS

01 White
09 Black
22 Anthracite
51 Brick Red
52 Dark Yellow
61 Taupe
69 Reseda Green

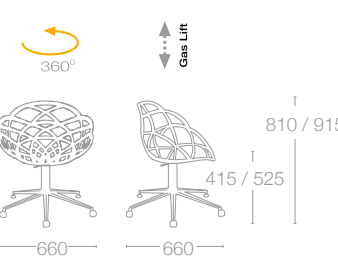
TABLE: COMPACT COLOURS

1049M Black
1050M White

FRAME COLOURS

Chrome plated	
Anthracite powder coated	
Black powder coated	
White powder coated	

FLORA CHIEF



SEAT:
PC MATT FINISH COLOURS

01C White
09C Black
22C Anthracite
51C Brick Red

SEAT: PC GLOSSY FINISH (TRANSPARENT) COLOURS

28 Purple
29 Red
37 Clear
38 Smoke
40 Blue
50 Light Orange

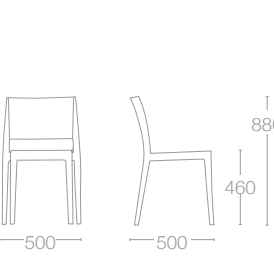
SEAT: PC GLOSSY FINISH (SOLID) COLOURS

43 White

FRAME COLOURS

Chrome plated	
---------------	--

GYZA



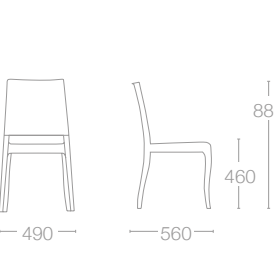
PC GLOSSY FINISH (TRANSPARENT) COLOURS

29 Red
33 Orange
35 Green
37 Clear
38 Smoke
40 Blue

PC GLOSSY FINISH (SOLID) COLOURS

42 Black
43 White
44 Red

CLASS-X




PC GLOSSY FINISH (TRANSPARENT) COLOURS

37 Clear
38 Smoke
39 Amber

PC GLOSSY FINISH (SOLID) COLOURS

42 Black
43 White


CLASS-XC



PC GLOSSY FINISH (TRANSPARENT) COLOURS

37 Clear
38 Smoke

EDEN-S



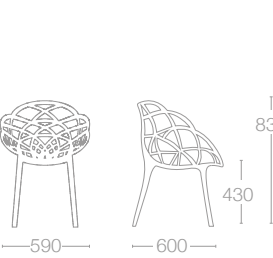
PP MAT FINISH COLOURS

51C Brick Red
53C Dark Brown

PP FINISH COLOURS

01 White
17 Warm grey
52 Dark Yellow
61 Taupe

FLORA-PP



FULLY: PP AND PC MAT FINISH COLOURS

01C White
09C Black
22C Anthracite
51C Brick Red

SEAT: PC GLOSSY FINISH (TRANSPARENT) COLOURS

28 Purple
29 Red
37 Clear
38 Smoke
40 Blue
50 Light Orange


SEAT: PC GLOSSY FINISH (SOLID) COLOURS

43 White

LEGS: PP FINISH COLOURS

01 White
09C Black
22 Anthracite

FLORA-ML



SEAT: PC MATT FINISH COLOURS

01C White
09C Black
22C Anthracite
51C Brick Red

SEAT: PC GLOSSY FINISH (TRANSPARENT) COLOURS

28 Purple
29 Red
37 Clear
38 Smoke
40 Blue
50 Light Orange

SEAT: PC GLOSSY FINISH (SOLID) COLOURS

43 White

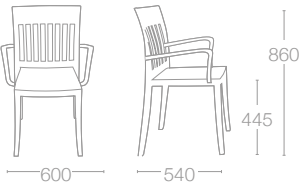
FRAME COLOURS

Chrome plated	
---------------	--

on request: the base could be produced with outdoor resistant special paint applications. Powder coated (mat): White, Anthracite, Black

EDEN COLLECTION

EDEN-K



PP MAT FINISH
COLOURS

51C Brick Red

53C Dark Brown

PP FINISH COLOURS

01 White

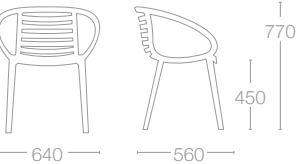
17 Warm grey

52 Dark Yellow

61 Taupe

MAMBO

MAMBO



PP FINISH
COLOURS

01 White

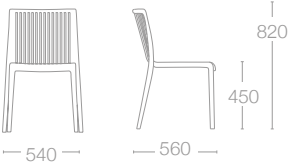
18 Brown

22 Anthracite

61 Taupe

COOL

COOL



PP FINISH
COLOURS

01 White

04 Red

22 Anthracite

23 Purple

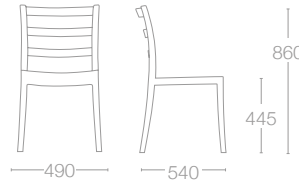
24 Green

25 Blue

61 Taupe

NOSTA

NOSTA-S



PP FINISH
COLOURS

01 White

17 Warm grey

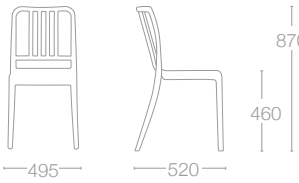
22 Anthracite

61 Taupe

70 Aqua Blue

VARIA

VARIA-S



PP MAT FINISH
COLOURS

04C Red

22C Anthracite

PP FINISH COLOURS

01 White

04 Red

17 Warm grey

22 Anthracite

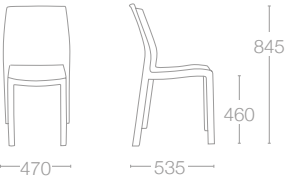
54 Lime Green

61 Taupe

65 Sandy Beige

YUMMY

YUMMY



PP FINISH COLOURS

01 White

04 Red

05 Dark Green

09 Black

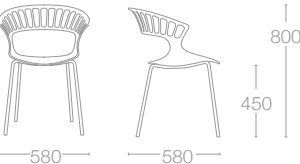
13 Teak

72 Orange

21 Ivory

TIARA

TIARA



SEAT: PP FINISH
COLOURS

01 White

04 Red

22 Anthracite

23 Purple

FRAME COLOURS

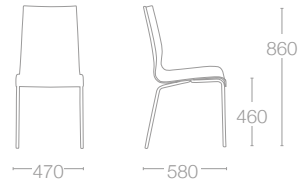
Chrome plated

Anthracite powder coated

White powder coated

ICON COLLECTION

ICON-S



SEAT: PP FINISH
COLOURS

01 White

04 Red

09 Black

21 Ivory

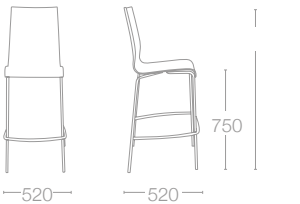
22 Anthracite

FRAME COLOURS

Chrome plated

Silver metallic

ICON-B



SEAT: PP FINISH
COLOURS

01 White

04 Red

09 Black

21 Ivory

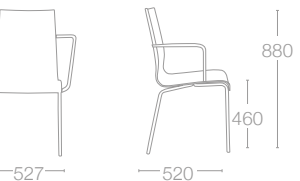
22 Anthracite

FRAME COLOURS

Chrome plated

Silver metallic

ICON-K



SEAT: PP FINISH
COLOURS

01 White

04 Red

09 Black

21 Ivory

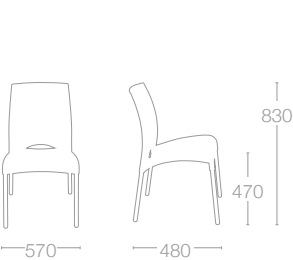
22 Anthracite

FRAME COLOURS

Chrome plated

VITAL COLLECTION

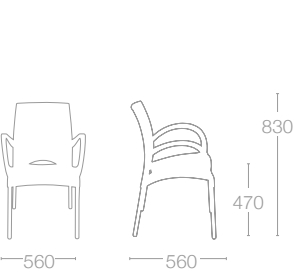
VITAL-S



- SEAT: PP FINISH COLOURS
- 21 Ivory
 - 72 Orange

- FRAME COLOURS
- Satin Anodized Aluminium

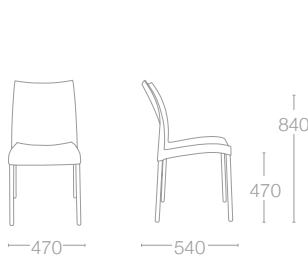
VITAL-K



- SEAT: PP FINISH COLOURS
- 01 White
 - 09 Black
 - 21 Ivory

- FRAME COLOURS
- Satin Anodized Aluminium

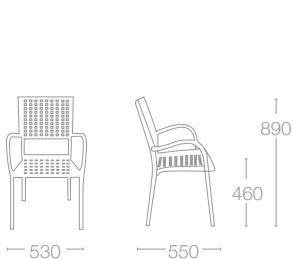
MARVEL-S



- SEAT: PP FINISH COLOURS
- 04 Red
 - 09 Black
 - 12 Light Green
 - 21 Ivory
 - 72 Orange

- FRAME COLOURS
- Satin Anodized Aluminium

KAREA

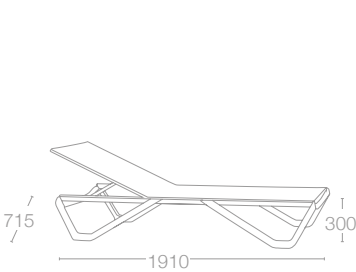


- SEAT: PP FINISH COLOURS
- 01 White
 - 04 Red
 - 05 Dark Green
 - 09 Black
 - 12 Light Green
 - 13 Teak
 - 16 Orange

- FRAME COLOURS
- Satin Anodized Aluminium

WAVE COLLECTION

WAVE SUNLOUNGER



- BASE: PP FINISH COLOURS
- 01 White
 - 22 Anthracite
 - 61 Taupe

- FABRIC COLOURS (STOCK COLOURS)
- 5001 White
 - 5347 Turquoise
 - 5700 Anthracite
 - 50070 Taupe

- FABRIC COLOURS (NON STOCK COLOURS)
- 5017 Yellow
 - 5374 Grey
 - 5336 Pink
 - 5329 Orange
 - 5367 Green
 - 5009 Blue

- FRAME COLOURS
- Satin anodized aluminium

**Check production time for non stock colours.*

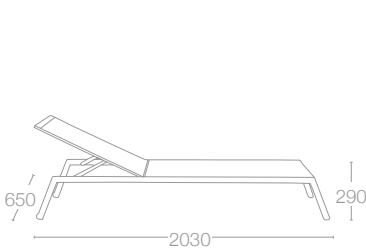
WAVE SIDE TABLE



- PP FINISH COLOURS
- 01 White
 - 22 Anthracite
 - 61 Taupe

ZEN COLLECTION

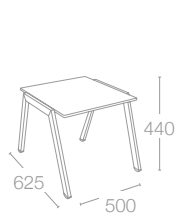
ZEN SUNLOUNGER



- FABRIC COLOURS
- 5001 White
 - 5700 Anthracite
 - 50070 Taupe

- FRAME COLOURS
- Stainless steel

ZEN SIDE TABLE



- COMPACT TABLE TOP COLOURS
- 1050M White
 - 1049M Black

- FRAME COLOURS
- Stainless steel

PP FINISH COLOURS




01 White



04 Red



05 Dark Green



09 Black




12 Light Green



13 Teak




16 Orange



17 Warm Grey



18 Brown



21 Ivory



22 Anthracite



23 Purple



24 Green




25 Blue



51 Brick Red



52 Dark Yellow




53 Dark Brown



54 Lime Green




61 Taupe



64 Reflex Blue



65 Sandy Beige




66 Storm Grey



67 Navy Blue




68 Canary Yellow



69 Reseda Green



70 Aqua Blue




71 Urban Bronze



72 Orange


PP MATT FINISH COLOURS




01C White



04C Red



09C Black



22C Anthracite



51C Brick Red



53C Dark Brown

CHAIRS AND STOOLS COLOURS

PC GLOSSY FINISH (TRANSPARENT) COLOURS



28 Purple



29 Red



33 Orange



35 Green



37 Clear



38 Smoke



39 Amber




40 Blue




50 Light Orange


PC GLOSSY FINISH (SOLID) COLOURS



42 Black




43 White




44 Red


PC MAT FINISH COLOURS




01C White



09C Black



22C Anthracite




51C Brick Red


COVER TYPES AND COLOURS

LEATHER COLOURS







Genetic




001 White




901 Black




027 Beige




260 Red




342 Brown




Capitone




003 White




009 Black




Artificial leather




60 Red



61 Black



62 Brown



63 Ivory

ANTELOP AND PANDORA FABRIC COVER COLOURS





Antelop



117 Green



402 Red



801 Black



722 Grey



Pandora




308 Beige



800 Black

CHAIRS AND STOOLS COLOURS


LINEN FABRIC COVER COLOURS



linen fabric cover



1001 Dark beige



1053 Grey *



1009 Red *



1006 Anthracite *



1022 Orange *




1012 Lime green *



1026 Yellow *

STAMSKIN ZEN FABRIC COVER COLOURS



Stamskin Zen Fabric



120 White



151 Brown



158 Orange



349 Purple



159 Green



161 Grey



153 Black

STAMSKIN FABRIC COVER COLOURS



Eden fabric cover



566 Light Grey



555 Anthracite



563 Beige

BATYLINE ISO COLOURS (only for sunloungers)



Batyline Iso



5001 White



50070 Taupe



5700 Anthracite



5347 Turquoise




5017 Yellow *



5009 Blue *




5336 Pink *



5374 Grey *



5329 Orange *



5367 Green *

PAPATYA®

TABLES

WOX beech legs

WOODEN LEG FINISHES

Natural beech wood

Wenge lacquered beech wood

Black lacquered beech wood

White lacquered beech wood

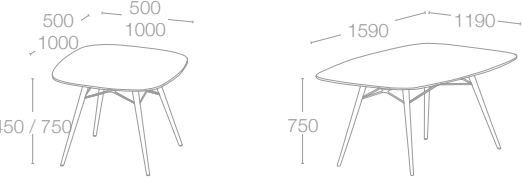
METAL STRAP FINISHES

Anthracite

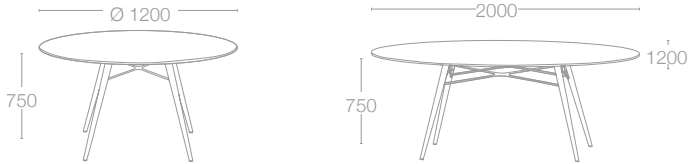
On request the strap could be produced in **white or black** (mat) finish.
For non standarts colours please check the prices and delivery time.

AVAILABLE TOP COLOURS
1050M, 1049M, 3039M, 1049WGR1, 3120M, 3167M, 5101STN, 5054M, 5056M

Solid laminate compact top colours on page 236
Except white, other colours are recommended only in shaded areas



SIZE	LEGS	TOP INCLUDED (12MM)	Kg.
1000 x 1000 x H. 750	Ø 32 wood leg	✓	Kg 19,2
1190 x 1590 x H. 750	Ø 32 wood leg	✓	Kg 34,4
Ø 1200 x H. 750	Ø 32 wood leg	✓	Kg 22,9
1200 x 2000 x H. 750	Ø 32 wood leg	✓	Kg 34,1
500 x 500 x H. 450	Ø 32 wood leg	✓	Kg 6



WOX iroko legs

WOODEN LEG FINISHES

Natural iroko wood

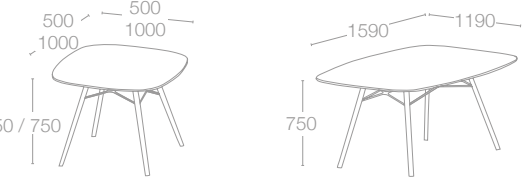
(with colour stabilized oil treatment) Due to the nature of the iroko wood colour tone may differ in each purchase.

Anthracite

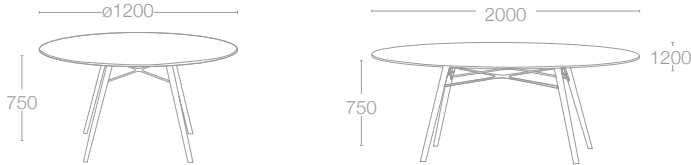
On request the strap could be produced in (mat) finish.
For non standarts colours please check the prices and delivery time.

AVAILABLE TOP COLOURS
1050M, 1049M, 3039M, 1049WGR1, 3120M, 3167M, 5101STN, 5054M, 5056M

Solid laminate compact top colours on page 236
Except white, other colours are recommended only in shaded areas



SIZE	LEGS	TOP INCLUDED (12MM)	Kg.
1000 x 1000 x H. 750	30 x 30 wood leg	✓	Kg 19,2
1190 x 1590 x H. 750	30 x 30 wood leg	✓	Kg 34,4
Ø 1200 x H. 750	30 x 30 wood leg	✓	Kg 22,9
1200 x 2000 x H. 750	30 x 30 wood leg	✓	Kg 34,1
500 x 500 x H. 450	30 x 30 wood leg	✓	Kg 6



MAXIMA

chrome plated

RAL 9016 White

RAL 7016 Anthracite

RAL 9005 Black

RAL 1019 Taupe

Powder coated (mat) strengthened against rusting and scratches with cataphoresis application.

AVAILABLE TOP COLOURS
1050M, 1049M, 3039M

Solid laminate compact top colours on page 236
Except white, other colours are recommended only in shaded areas



SIZE	FRAME	TOP INCLUDED (12MM)	Kg.
900 x 900 x H. 750	50 x 50	✓	Kg 34,5
1800 x 900 x H. 750	50 x 50	✓	Kg 53,5
2200 x 1000 x H. 750	50 x 50	✓	Kg 67

OPUS with polymer laminate top (18 mm) or solid laminate top (12 mm)

FRAME FINISH

satin anodized aluminium

AVAILABLE TOP FINISHES
POLYMER LAMINATE MDF TOP COLOURS:
74 Gold, 76 yellow, 77 Black, 79 Pear, 81 Cream, 83 White, 84 Grey, 86 D. walnut, 87 Maple, 89 Wenge, 90 Claret, 91 orange, 93 Walnut, 96 Cherry, 99 D. cherry




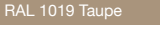




SOLID LAMINATE COMPACT TOP COLOURS:
1050M, 1049M, 3039M

Polymer laminate mdf top colours on page 237
Solid laminate compact top colours on page 236
Except white, other colours are recommended only in shaded areas



SIZE	FRAME	TOP INCLUDED	Kg.
900 x 900 x H. 750	50 x 50	✓	Kg 19,5 (mdf) Kg 23 (compact)
900 x 1800 x H. 750	50 x 50	✓	Kg 33 (mdf) Kg 39 (compact)
1000 x 2000 x H. 750	50 x 50	✓	Kg 38,5 (mdf) Kg 46 (compact)
1000 x 2200 x H. 750	50 x 50	✓	Kg 41,5 (mdf) Kg 50 (compact)
500 x 500 x H. 520	50 x 50	✓	Kg 10,5 (mdf) Kg 11 (compact)
500 x 1000 x H. 520	50 x 50	✓	Kg 14 (mdf) Kg 16 (compact)

IDEA with polymer laminate top (18 mm) or solid laminate top (12 mm)

FRAME FINISHES	SIZE	FRAME	TOP INCLUDED	Kg.
 chrome plated	800 x 800 x H. 750	40 x 40		Kg 21,5 (mdf) Kg 23 (compact)
 silver metallic				
 RAL 1019 Taupe	800 x 1200 x H. 750	40 x 40		Kg 23,5 (mdf) Kg 26,5 (compact)
	800 x 1400 x H. 750	40 x 40		Kg 30,5 (mdf) Kg 34,5 (compact)
	500 x 500 x H. 520	40 x 40		Kg 9,5 (mdf) Kg 10 (compact)
	500 x 1000 x H. 520	40 x 40		Kg 13,5 (mdf) Kg 15,5 (compact)

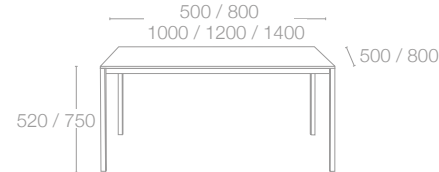
AVAILABLE TOP FINISHES

POLIMER LAMINATE MDF TOP COLOURS:
74 Gold, 76 yellow, 77 Black, 79 Pear, 81 Cream, 83 White, 84 Grey, 86 D. walnut, 87 Maple, 89 Wenge, 90 Claret, 91 orange, 93 Walnut, 96 Cherry, 99 D. cherry




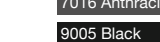






SOLID LAMINATE COMPACT TOP COLOURS:
1050M, 1049M, 3039M

Polymer laminate mdf top colours on page 237
Solid laminate compact top colours on page 236

Except white, other colours are recommended only in shaded areas



SLIM with polymer laminate top (18 mm), solid laminate top (12 mm)

FRAME FINISHES	SIZE	FRAME	TOP INCLUDED	Kg.
 chrome plated	800 x 800 x H. 750	30 x 30		Kg 21,5 (mdf) Kg 24 (compact)
 9016 White Powder coated (mat) strengthened against rusting and scratches with cataphoresis application.				
 7016 Anthracite	800 x 1200 x H. 750	30 x 30		Kg 27,5 (mdf) Kg 30 (compact)
 9005 Black				
	800 x 1400 x H. 750	30 x 30		Kg 30,5 (mdf) Kg 33,5 (compact)
	900 x 1800 x H. 750	30 x 30		Kg 38 (mdf) Kg 44 (compact)
	500 x 500 x H. 520	30 x 30		Kg 12 (mdf) Kg 13 (compact)
	500 x 1000 x H. 520	30 x 30		Kg 17 (mdf) Kg 19 (compact)

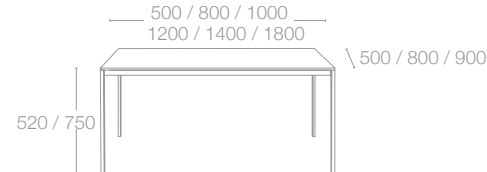
AVAILABLE TOP FINISHES

POLIMER LAMINATE MDF TOP COLOURS:
74 Gold, 76 yellow, 77 Black, 79 Pear, 81 Cream, 83 White, 84 Grey, 86 D. walnut, 87 Maple, 89 Wenge, 90 Claret, 91 orange, 93 Walnut, 96 Cherry, 99 D. cherry

SOLID LAMINATE COMPACT TOP COLOURS:
1050M, 1049M, 3039M

Polymer laminate mdf top colours on page 237
Solid laminate compact top colours on page 236

Except white, other colours are recommended only in shaded areas



ONIX round with solid laminate top (12 mm)

FRAME FINISHES	SIZE	BASE	TOP INCLUDED	Kg.
 chrome plated	Ø 1200 x H. 750	Ø 600		Kg 41,5 (compact)
 9016 White Powder coated (mat) strengthened against rusting and scratches with cataphoresis application.				
 7016 Anthracite	Ø 1390 x H. 750	Ø 600		Kg 62,5 (compact)
 9005 Black				
	Ø 1590 x H. 750	Ø 900		Kg 70,9 (compact)

AVAILABLE TOP COLOURS
1050M, 1049M, 3039M, 1049WGR1, 3120M, 3167M, 5101STN, 5054M, 5056M

Ø 1590 x H. 750 AVAILABLE ONLY IN COMPACT TABLE TOP COLOURS: 1050M, 1049M, 3039M

Solid laminate compact top colours on page 236

Except white, other colours are recommended only in shaded areas



TRIO DOUBLE with solid laminate top (12 mm)

FRAME FINISHES	SIZE	BASE	TOP INCLUDED	Kg.
 chrome plated	900 x 1800 x H. 750	450 x 450 (x2)		Kg 41 (compact)
 9016 White Powder coated (mat) strengthened against rusting and scratches with cataphoresis application.				
 7016 Anthracite	1000 x 2000 x H. 750	450 x 450 (x2)		Kg 48,5 (compact)
 9005 Black				
	1000 x 2200 x H. 750	450 x 450 (x2)		Kg 52 (compact)

AVAILABLE TOP FINISHES

1050M, 1049M, 3039M

Solid laminate compact top colours on page 236

Except white, other colours are recommended only in shaded areas




TABLE BASES

TABLE BASES

PLUS COLLECTION

PLUS
With adjustable foot

BASE FINISH 

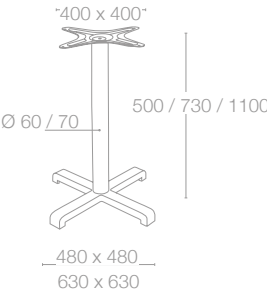
9016 White

7016 Anthracite

9005 Black

1019 Taupe


Powder coated (mat) strengthened against rusting and scratches with cataphoresis application.



MODEL	BASE	FEET	TOP SUPPORT	APPLICABLE TABLE TOP MAXIMUM RECOMENDED SIZE	Kg.
480 x 480 table base	480 x 480	H. 730 Ø 60	400 x 400	square 700 x 700 round Ø 700	Kg. 4,95
480 x 480 side table base	480x480	H.500 Ø 60	400x400	square 700x700 round Ø 700	Kg. 5,00
630 x 630 table base	630 x 630	H. 730 Ø 70	400 x 400	square 800 x 800 round Ø 800	Kg. 5,95
630 x 630 bar table base	630 x 630	H. 1100 Ø 70	400 x 400	square 700 x 700 round Ø 700	Kg. 7,00

PLUS COLLECTION

PLUS II
With adjustable foot

BASE FINISH 

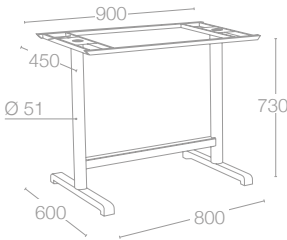
9016 White

7016 Anthracite

9005 Black

1019 Taupe

Powder coated (mat) strengthened against rusting and scratches with cataphoresis application.



MODEL	BASE	FEET	TOP SUPPORT	APPLICABLE TABLE TOP MAXIMUM RECOMENDED SIZE	Kg.
600 x 800 table base	600 x 800	H. 730 Ø 51	450 x 900	800 x 1400	Kg. 11

KROSS

With adjustable foot

BASE FINISH

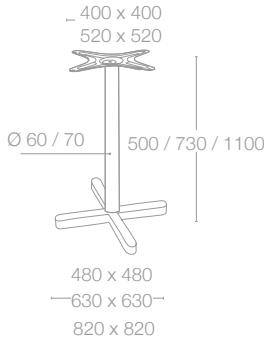


9016 White

7016 Anthracite

9005 Black

Powder coated (mat) strengthened against rusting and scratches with cataphoresis application.



MODEL	BASE	FEET	TOP SUPPORT	APPLICABLE TABLE TOP MAXIMUM RECOMENDED SIZE	Kg.
480 x 480 table base	480 x 480	H. 730 Ø 60	400 x 400	square 700 x 700 round Ø 700	Kg. 6
480 x 480 side table base	480 x 480	H. 500 Ø 60	400 x 400	square 700 x 700 round Ø 700	Kg. 5
630 x 630 table base	630 x 630	H. 730 Ø 70	400 x 400	square 800 x 800 round Ø 800	Kg. 6,5
630 x 630 bar table base	630 x 630	H. 1100 Ø 70	400 x 400	square 700 x 700 round Ø 700	Kg. 7,5
820 x 820 table base	820 x 820	H. 730 Ø 70	520 x 520	square 900 x 900 round Ø 1000	Kg. 6,5

KROSS II

With adjustable foot

BASE FINISH

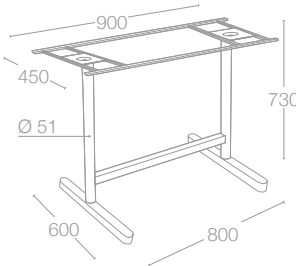


9016 White

7016 Anthracite

9005 Black

Powder coated (mat) strengthened against rusting and scratches with cataphoresis application.



MODEL	BASE	FEET	TOP SUPPORT	APPLICABLE TABLE TOP MAXIMUM RECOMENDED SIZE	Kg.
600 x 800 table base	600 x 800	H. 730 Ø 51	450 x 900	800 x 1400	Kg. 11

OXO I

With adjustable foot

BASE FINISH

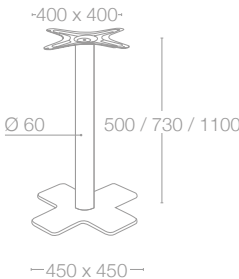


9016 White

7016 Anthracite

9005 Black

Powder coated (mat) strengthened against rusting and scratches with cataphoresis application.



MODEL	BASE	FEET	TOP SUPPORT	APPLICABLE TABLE TOP MAXIMUM RECOMENDED SIZE	Kg.
450 x 450 table base	450 x 450	H. 730 Ø 60	400 x 400	square 700 x 700 round Ø 800	Kg. 10,5
450 x 450 bar table base	450 x 450	H. 1100 Ø 60	400 x 400	square 600 x 600 round Ø 600	Kg. 11,5
450 x 450 side table base	450 x 450	H. 500 Ø 60	400 x 400	square 700 x 700 round Ø 800	Kg. 9,5

OXO II

With adjustable foot

BASE FINISH

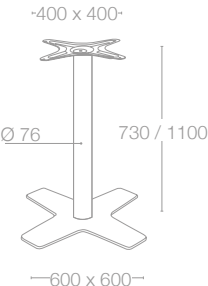


9016 White

7016 Anthracite

9005 Black


Powder coated (mat) strengthened against rusting and scratches with cataphoresis application.



MODEL	BASE	FEET	TOP SUPPORT	APPLICABLE TABLE TOP MAXIMUM RECOMENDED SIZE	Kg.
600 x 600 table base	600 x 600	H. 730 Ø 76	520 x 520	square 900 x 900 round Ø 900	Kg. 13
600 x 600 bar table base	600 x 600	H. 1100 Ø 76	400 x 400	square 700 x 700 round Ø 700	Kg. 14,5

LOTUS SQUARE

With adjustable foot

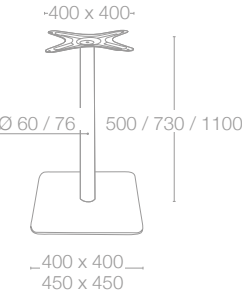
BASE FINISH 

9016 White

7016 Anthracite

9005 Black

Powder coated (mat) strengthened against rusting and scratches with cataphoresis application.



MODEL	BASE	FEET	TOP SUPPORT	APPLICABLE TABLE TOP MAXIMUM RECOMENDED SIZE	Kg.
400 x 400 table base	400 x 400	H. 730 Ø 60	400 x 400	square 700 x 700 round Ø 800	Kg. 13,5
400 x 400 bar table base	400 x 400	H. 1100 Ø 60	400 x 400	square 600 x 600 round Ø 600	Kg. 14,5
400 x 400 side table base	400 x 400	H. 500 Ø 60	400 x 400	square 700 x 700 round Ø 800	Kg. 12,5
450 x 450 table base	450 x 450	H. 730 Ø 76	520 x 520	square 800 x 800 round Ø 900	Kg. 17
450 x 450 bar table base	450 x 450	H. 1100 Ø 76	400 x 400	square 700 x 700 round Ø 700	Kg. 17,5

LOTUS SQUARE

With adjustable foot

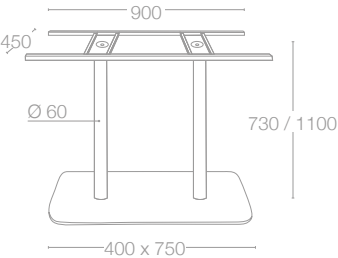
BASE FINISH 

9016 White

7016 Anthracite

9005 Black

Powder coated (mat) strengthened against rusting and scratches with cataphoresis application.



MODEL	BASE	FEET	TOP SUPPORT	APPLICABLE TABLE TOP MAXIMUM RECOMENDED SIZE	Kg.
400 x 750 table base	400 x 750	H. 730 Ø 60	450 x 900	800 x 1400	Kg. 26,5
400 x 750 bar table base	400 x 750	H. 1100 Ø 60	450 x 900	700 x 1100	Kg. 28

LOTUS ROUND

With adjustable foot

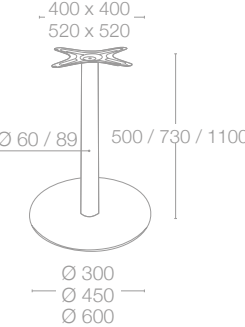
BASE FINISH 

9016 White

7016 Anthracite

9005 Black

Powder coated (mat) strengthened against rusting and scratches with cataphoresis application.






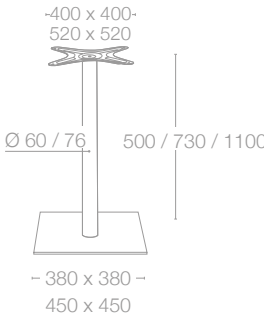
MODEL	BASE	FEET	TOP SUPPORT	APPLICABLE TABLE TOP MAXIMUM RECOMENDED SIZE	Kg.
Ø 300 side table base	Ø 300	H. 500 Ø 60	400 x 400	square 700 x 700 round Ø 700	Kg. 7
Ø 450 table base	Ø 450	H. 730 Ø 60	400 x 400	square 800 x 800 round Ø 900	Kg. 13
Ø 450 bar table base	Ø 450	H. 1100 Ø 60	400 x 400	square 700 x 700 round Ø 700	Kg. 14
Ø 450 side table base	Ø 450	H. 500 Ø 60	400 x 400	square 800 x 800 round Ø 900	Kg. 12
Ø 600 table base	Ø 600	H. 730 Ø 89	520 x 520	square 900 x 900 round Ø 1200	Kg. 28

MODUS

With adjustable foot

BASE FINISH (COORDINATE)

FEET	BASE
 Brushed stainless	Brushed stainless
 Chrome plated	Brushed stainless
 Silver metallic	Brushed stainless

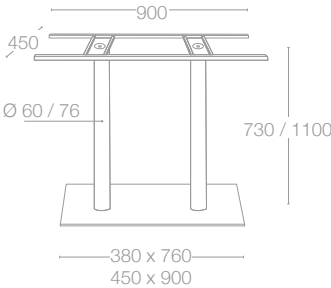


MODEL	BASE	FEET	TOP SUPPORT	APPLICABLE TABLE TOP MAXIMUM RECOMENDED SIZE	Kg.
380 x 380 table base	380 x 380	H. 730 Ø 60	400 x 400	square 700 x 700 round Ø 800	Kg. 14,5
380 x 380 bar table base	380 x 380	H. 1100 Ø 60	400 x 400	square 700 x 700 round Ø 700	Kg. 15,5
380 x 380 side table base	380 x 380	H. 500 Ø 60	400 x 400	square 700 x 700 round Ø 700	Kg. 13,5
450 x 450 table base	450 x 450	H. 730 Ø 76	520 x 520	square 900 x 900 round Ø 1000	Kg. 17,5

MODUS II

With adjustable foot

BASE FINISH (COORDINATE)	
FEET	BASE
Brushed stainless	Brushed stainless
Chrome plated	Brushed stainless
Silver metallic	Brushed stainless



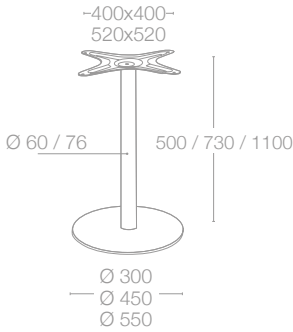
MODEL	BASE	FEET	TOP SUPPORT	APPLICABLE TABLE TOP MAXIMUM RECOMMENDED SIZE	Kg.
380 x 760 table base	380 x 760	H. 730 Ø 60	450 x 900	square 700 x 1100	Kg. 28
380 x 760 bar table base	380 x 760	H. 1100 Ø 60	450 x 900	square 700 x 1100	Kg. 30
450 x 900 table base	450 x 900	H. 730 Ø 76	450 x 900	square 800 x 1400	Kg. 35,5

PUNTO

PUNTO

With adjustable foot

BASE FINISH (COORDINATE)	
FEET	BASE
Brushed stainless	Brushed stainless
Chrome plated	Brushed stainless
Silver metallic	Brushed stainless



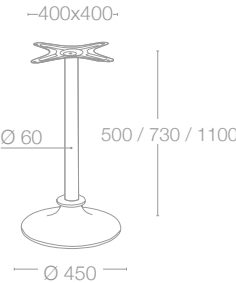
MODEL	BASE	FEET	TOP SUPPORT	APPLICABLE TABLE TOP MAXIMUM RECOMMENDED SIZE	Kg.
Ø 300 side table base	Ø 300	H. 500 Ø 60	400 x 400	square 700 x 700 round Ø 700	Kg. 8
Ø 450 table base	Ø 450	H. 730 Ø 60	400 x 400	square 800 x 800 round Ø 900	Kg. 14,5
Ø 450 bar table base	Ø 450	H. 1100 Ø 60	400 x 400	square 700 x 700 round Ø 700	Kg. 15
Ø 450 side table base	Ø 450	H. 500 Ø 60	400 x 400	square 700 x 700 round Ø 800	Kg. 13,5
Ø 550 table base	Ø 600	H. 730 Ø 76	520 x 520	square 900 x 900 round Ø 1100	Kg. 24

SPARK

SPARK

BASE FINISH	
9016 White	Powder coated (mat) strengthened against rusting and scratches with cataphoresis application.
7016 Anthracite	
9005 Black	

BASE FINISH	
	chrome plated



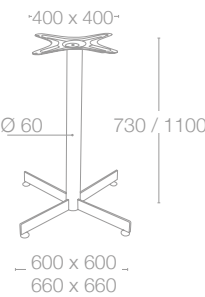
MODEL	BASE	FEET	TOP SUPPORT	APPLICABLE TABLE TOP MAXIMUM RECOMMENDED SIZE	Kg.
Ø 450 table base	Ø 450	H. 730 Ø 60	400 x 400	square 800 x 800 round Ø 900	Kg. 8,5
Ø 450 bar table base	Ø 450	H. 1100 Ø 60	400 x 400	square 700 x 700 round Ø 700	Kg. 9,5
Ø 450 side table base	Ø 450	H. 730 Ø 60	400 x 400	square 800 x 800 round Ø 900	Kg. 7,5

GAMA

GAMA

With adjustable foot

BASE FINISH	
	Chrome plated



MODEL	BASE	FEET	TOP SUPPORT	APPLICABLE TABLE TOP MAXIMUM RECOMMENDED SIZE	Kg.
600 x 600 table base	600 x 600	H. 730 Ø 60	400 x 400	square 700 x 700 round Ø 800	Kg. 7,5
600 x 600 bar table base	600 x 600	H. 1100 Ø 60	400 x 400	square 700 x 700 round Ø 700	Kg. 8,5
660 x 660 table base	660 x 660	H. 730 Ø 60	400 x 400	square 800 x 800 round Ø 900	Kg. 8

SOLID COMPACT TABLE TOPS

EDGE TYPES:



SHAPE	SIZE	TOP TYPES			
		1050M - 1049M - 3039M	3120M - 3167M - 5054M - 5056M	5101STN	1049WGR1
Round	Ø 500	✓	✓	✓	✓
Round	Ø 600	✓	✓	✓	✓
Round	Ø 700	✓	—	—	—
Round	Ø 800	✓	—	—	—
Round	Ø 900	✓	—	—	—
Round	Ø 1000	✓	✓	✓	✓
Round	Ø 1200	✓	✓	✓	✓
Square	500 x 500	✓	✓	✓	✓
Square	600 x 600	✓	✓	✓	✓
Square	700 x 700	✓	—	—	—
Square	800 x 800	✓	—	—	—
Square	900 x 900	✓	—	—	—
Rectangular	500 x 1000	✓	—	—	—
Rectangular	700 x 1100	✓	—	—	—
Rectangular	800 x 1200	✓	—	—	—
Rectangular	800 x 1400	✓	—	—	—

Except white, other colours are recommended only in shades areas

Table top colours on page 236 - 237


On request: the table tops can be produced in other sizes and colours than indicated above.
Please check with our team.

SOLID COMPACT CENTRE BASE TABLE TOPS

EDGE TYPES: flat edge 12

Shape	Size	TOP TYPES			
		1050M - 1049M - 3177M - 3167M - 3120M	5101M	5054M - 5056M	1049 WGR1
Round	Ø490	✓	✓	✓	✓
Round	Ø590	✓	✓	✓	✓
Round	Ø690	✓	✓	✓	✓
Round	Ø790	✓	✓	✓	✓
Round	Ø890	✓	✓	✓	✓
Round	Ø990	✓	✓	✓	✓
Round	Ø1190	✓	✓	✓	✓
Round	Ø1390	✓	✓	✓	—
Round	Ø1590	✓	✓	—	—
Square	490x490	✓	✓	✓	✓
Square	590x590	✓	✓	✓	✓
Square	690x690	✓	✓	✓	✓
Square	790x790	✓	✓	✓	✓
Square	890x890	✓	✓	✓	✓
Square	990x990	✓	✓	✓	✓
Regtengular	590x690	✓	✓	✓	✓
Regtengular	690x790	✓	✓	✓	✓
Regtengular	690x1090	✓	✓	✓	✓
Regtengular	690x1190	✓	✓	✓	✓
Regtengular	690x1390	✓	✓	✓	✓
Regtengular	790x1390	✓	✓	✓	✓
Regtengular	790x1590	✓	✓	✓	✓

COLOUR TYPES:



SHAPE	SIZE	EDGE TYPES				
		flat edge 18	bevel edge 18	reverse bevel edge 18	reverse bevel edge	demi bullnose edge 25
Square	500 x 500	✓	—	—	—	✓
Square	600 x 600	—	✓	—	—	✓
Square	700 x 700	—	✓	—	—	✓
Square	800 x 800	✓	✓	—	—	✓
Square	900 x 900	✓	✓	—	—	✓
Round	Ø 600	—	✓	✓	✓	—
Round	Ø 700	—	✓	✓	✓	—
Round	Ø 800	—	✓	✓	✓	—
Round	Ø 900	—	✓	✓	✓	—
Round	Ø 1000	—	✓	✓	✓	—
Round	Ø 1100	—	✓	✓	✓	—
Rectangular	500 x 1000	✓	—	—	—	✓
Rectangular	700 x 1100	—	✓	—	—	✓
Rectangular	800 x 1200	✓	✓	—	—	✓
Rectangular	800 x 1400	✓	✓	—	—	✓
Rectangular	900 x 1800	—	—	—	—	✓

Table top colours on page 236 - 237

On request: the table tops can be produced in other sizes and colours than indicated above.
Please check with our team.

COLOUR TYPES:



SHAPE	SIZE	EDGE TYPES				
		flat edge 18	flat edge 30			
Square	600 x 600	✓	✓			
Square	700 x 700	✓	✓			
Square	800 x 800	✓	✓			
Square	900 x 900	✓	✓			
Round	Ø 600	✓	✓			
Round	Ø 700	✓	✓			
Round	Ø 800	✓	✓			
Round	Ø 900	✓	✓			
Round	Ø 1000	✓	✓			
Round	Ø 1200	✓	✓			
Rectangular	700 x 1100	✓	✓			
Rectangular	800 x 1200	✓	✓			
Rectangular	800 x 1400	✓	✓			
Rectangular	900 x 1800	✓	✓			

Table top colours on page 236 - 237


On request: the table tops can be produced in other sizes and colours than indicated above.
Please check with our team.

SOLID COMPACT TABLE TOP COLOURS
AND ECO RANGE SOLID COMPACT TABLE TOPS

Except white, other colours are recommended only in shades areas



1050M White



1049M Black



3039M Wenge



3120M Rustica



3167M Chalky Oak



5101M Chement



1049WGR1 Woodgrain Nero



5054M Botanico Ivory



5056M Botanico Brown



3177M Linewood

LAMINATE CHIPBOARD TOP COLOURS (WITH ABS EDGE)



9700 Wenge



9800 White


POLIMER LAMINATED MDF CORE TABLE TOP COLOURS



74 Gold




76 Yellow



77 Black



79 Pear



81 Cream



83 White



84 Grey



86 Dark Walnut



87 Maple



89 Wenge



90 Claret Red



91 Orange



93 Walnut



96 Cherry



99 Dark Cherry



Satin Anodized Aluminium



Brushed Stainless



Silver Metalik / RAL 9006




Taupe / RAL 1019
Powder Coated Mat



Black / RAL 9005
Powder Coated Mat



Anthracite / RAL 7016
Powder Coated Mat



White / RAL 9016
Powder Coated Mat

NOTIFICATION

- PAPATYA reserves the right to modify or upgrade products, materials and colours without prior notice.
- Technical details and images in this catalogue are indicative.
The printed colours may differ slightly from the actual ones to technical reasons on printing.
- All dimensions indicated in technical features are in mm.



Москва: +7 (495) 580-58-45
Санкт-Петербург: +7 (812) 249-45-51, 249-45-52
Сочи: +7 (918) 608-51-00

Почтовый адрес и шоу-рум:
194223, г. Санкт-Петербург, пр. Мориса Тореза, дом 44, корпус 2, офис 29Н

Адреса складов:
Московская область, Солнечногорский район, дер. Голиково, Усковский проезд, строение 12г, транспортно-логистический комплекс Скиф-Карго (район Икея-Мега-Химки).
Ленинградская область, Всеволожский район, внутренняя сторона КАД, 23 км, складской терминал "РАУМ.Бугры" (район Икея-Мега-Парнас).

www.5805845.ru
www.newtonica.com
E-mail: team@5805845.ru

